



**HELIX**

Noua gamă de plăci perforate





Stimate Partener,

Siniat se bucură să vă prezinte noile plăci perforate care vor fi lansate în 2020.



Această nouă linie are un design inovator și a fost dezvoltată în urma analizei nevoilor arhitecților și a tendințelor estetice actuale.


Plăcile sunt afișate în trei colecții, iar performanțele lor sunt echilibrate între diferite clase de absorbție a sunetului, astfel încât să puteți coordona mai bine proiectele dvs.

Nu ezitați să contactați consultantul Siniat pentru informații suplimentare.

Vă dorim o descoperire plăcută și așteptăm cu nerăbdare să discutăm.

siniat





Plăcile perforate pentru plafoane actuale rămân foarte restrictive și monotone, limitate la modele geometrice de bază și statice.






Astăzi, arhitecții caută concepte inovatoare estetic pentru a-și exprima creativitatea și pentru a-și îmbunătăți proiectele.

Plafoanele devin un element esențial, evidențiat de la faza de proiectare inițială.

În diverse proiecte, mai mult sau mai puțin spectaculoase, găsim elemente de inspirație care au ghidat alegerile de design ale noului nostru domeniu: vibrația suprafețelor, compozițiile ritmice, imaginatul găsindu-și sursa în natură și în lumea plantelor.




8

# Conceptul

O formă elementară, precisă, sobră ...



... care construiește modulul de bază.



10

# helix



Un simbol grafic, cu adevărat ADN-ul noului domeniu.  
O figură geometrică echilibrată care produce, prin efectul combinat al spațiilor pline și goale, al adăosurilor și reducerilor, diversele tipare ale gamei.



# helix



Gama helix este structurată în 3 colecții.

3 colecții care exprimă 3 universuri estetice diferite:  
**CRYSTAL, TWEED și VERDE**

Fiecare colecție oferă 3 modele de placă plasate în diferite clase de sunet acustice. 3 referințe coordonate care permit arhitecților să creeze asociații, variante, în funcție de nevoile acustice ale diferitelor spații, aspirații estetice și facilitează coerența proiectului.

CRYSTAL

CRYSTAL




TWEED

TWEED



VERDE


VERDE




# CRYSTAL




Modelul cel mai "figurativ" din gamă evocă o mișcare giratorie, forme de stele, cum ar fi cristalele și pietrele prețioase în care natura repetă un model la infinit.



CRYSTAL 8



CRYSTAL 14




CRYSTAL 23


**CRYSTAL 8 și CRYSTAL 14**

Modelele se transformă elegant în spațiu, în funcție de punctul de vedere.

















## CRYSTAL 8



Mai sus, modelul a fost dezvoltat pe o placă de 1200 x 2000 mm. Pe următoarea pagină, modelul la dimensiunea reală.




















CRYSTAL 8

## CRYSTAL 14



Mai sus, modelul a fost dezvoltat pe o placă de 1200 x 2000 mm. Pe următoarea pagină, modelul la dimensiunea reală.






















CRYSTAL 14



Mai sus, modelul a fost dezvoltat pe o placă de 1200 x 2000 mm. Pe următoarea pagină, modelul la dimensiunea reală.








CRYSTAL 23


# TWEED




Un univers inspirat de textile. Perforațiile sunt dispuse într-un model care este mai mult sau mai puțin „țesut”. Motive încrucișate, intercalate, ca un jacard geometric.



TWEED 10



TWEED 14




TWEED 20







**TWEED 10** și **TWEED 14**  
Crearea unei adâncimi suplimentare între diferite zone.














Mai sus, modelul a fost dezvoltat pe o placă de 1200 x 2000 mm. Pe următoarea pagină, modelul la dimensiunea reală.



















TWEED 10



Mai sus, modelul a fost dezvoltat pe o placă de 1200 x 2000 mm. Pe următoarea pagină, modelul la dimensiunea reală.






















TWEED 14

## TWEED 20



Mai sus, modelul a fost dezvoltat pe o placă de 1200 x 2000 mm. Pe următoarea pagină, modelul la dimensiunea reală.








TWEED 20


VERDE




O combinație de modele delicate, pointiliste. Inspirație din lumea plantelor, cu o compoziție ritmică care amintește ramurile de bambus, fragilitatea pistilurilor care zboară în aer.



VERDE 9



VERDE 11




VERDE 17


**VERDE 9** și **VERDE 17**  
Folosit ca plafon și ca plafon suspendat.









Mai sus, modelul a fost dezvoltat pe o placă de 1200 x 2000 mm. Pe următoarea pagină, modelul la dimensiunea reală.









VERDE 9




Mai sus, modelul a fost dezvoltat pe o placă de 1200 x 2000 mm. Pe următoarea pagină, modelul la dimensiunea reală.









VERDE 11



Mai sus, modelul a fost dezvoltat pe o placă de 1200 x 2000 mm. Pe următoarea pagină, modelul la dimensiunea reală.





VERDE 17

## Colecția CRYSTAL

CRYSTAL 8



Aria de perforații

8,3%

Clasa de absorbție a sunetului

D

CRYSTAL 14



14,0%

C

CRYSTAL 23



22,6%

B

## Colecția TWEED

TWEED 10



9,8%

D

TWEED 14



14,0%

C

TWEED 20



19,7%

B

## Colecția VERDE

VERDE 9



8,5%

D

VERDE 11



11,4%


D

VERDE 17



17,1%

C



## UN DESIGN CARE UȘUREAZĂ MONTAJUL

Plăcile pot fi tăiate la intervale de 10 cm pe lățime și lungime.

Majoritatea referințelor pot fi instalate în toate direcțiile; cu excepția Crystal 23, Tweed 10, Tweed 14 și Verde 9.

