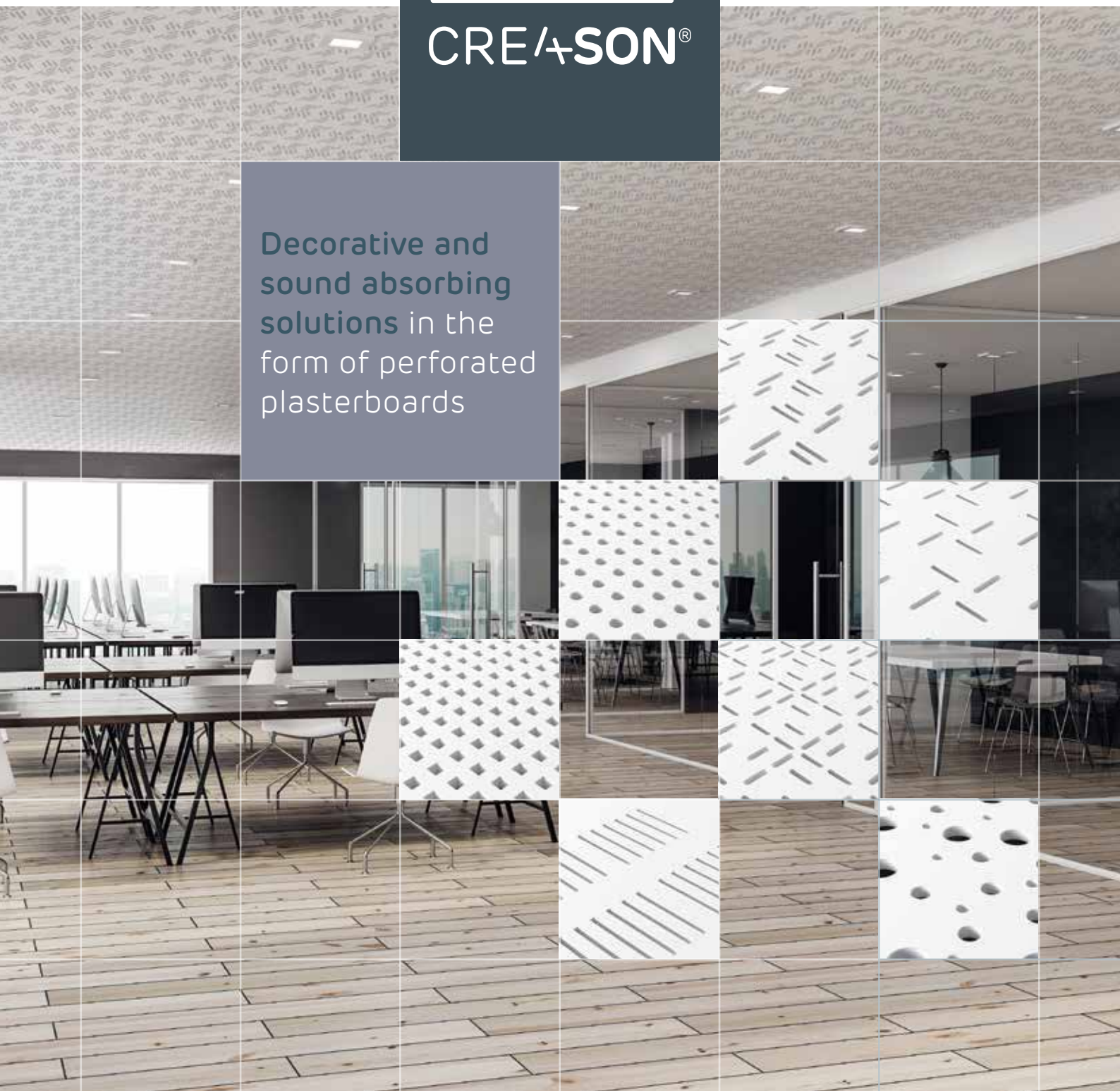


CREATEX®
CREASON®

Decorative and
sound absorbing
solutions in the
form of perforated
plasterboards





Discover CREATEX[®], CREASON[®], a new generation of innovative acoustic and decorative solutions created by SINIAT

Siniat, an expert in drywall and a leader in drywall systems,
has created CREATEX and CREASON - a new range of exclusive,
innovative decorative and acoustic solutions for walls and ceilings
in public and commercial buildings.

+ Decorative range with **an original and unique design** to give **you more creative options**

+ Solutions with **CAPT'AIR[®] technology**
to **improve indoor air quality**



+ A new, effective and efficient assembly and joint
compound system offering the highest quality
finish

TABLE OF CONTENTS

Aesthetics	> p. 05
Acoustics	> p. 07
Air	> p. 09
Environment	> p. 13

Product catalogue	> p. 15
Createx range	> p. 21
> HELIX collection	> p. 23
> INFINITY collection	> p. 49
Creason range	> p. 63
> MATRIX collection	> p. 66

Acoustic parameters	> p. 76
Installation of CREATEX / CREASON plasterboards	> p. 79
Conditions of use	> p. 82
Painting the plasterboards	> p. 83
Technical and commercial team	> p. 84

Siniat, an expert in the field of decorative and acoustic solutions **for walls and ceilings**

CREATEX[®]
CREASON[®]

Sound absorbing
perforated
plasterboards



CREA+TEX[®]

CREA+SON[®]



NEW AESTHETIC PERSPECTIVE

In response to your search for innovative aesthetic concepts expressing your creativity, Siniat has developed **CREATEX / CREASON**: a new collection of sound absorbing and decorative plasterboards that make ceilings an essential element of the design, strongly emphasized in the whole concept of space arrangement.

Within the 3 collections offered in the CREASON and CREATEX ranges, you have a unique variety of designs at your disposal, allowing you to create a modern spatial surface, rhythmic compositions, playing with combinations of variants, depending on acoustic needs of different rooms of public and commercial buildings.



CREA+TEX[®]

CREA+SON[®]



EFFECTIVE ACOUSTICS

CREATEX / CREASON is an aesthetic solution that also provides excellent acoustic and sound absorption properties.

CREATEX / CREASON perforated plasterboards especially designed for public and commercial buildings are **certified by an independent laboratory and meet the highest levels of acoustic absorption requirements (up to max. $\alpha_w = 0.85$)**. In classrooms, restaurants or conference rooms, excessive noise and discomfort compromise concentration, conversations and listening efficiency.

Owing to our industry knowledge, Siniat offers internal decoration solutions suitable for all types of buildings, whether new or renovated.



CREATEX[®]

CREASON[®]



AIR QUALITY

Siniat, an expert in drywall construction, proactively working towards sustainable development, well-being and health, has developed **active CAPT'AIR® technology** for all boards in the CREATEX/CREASON range.

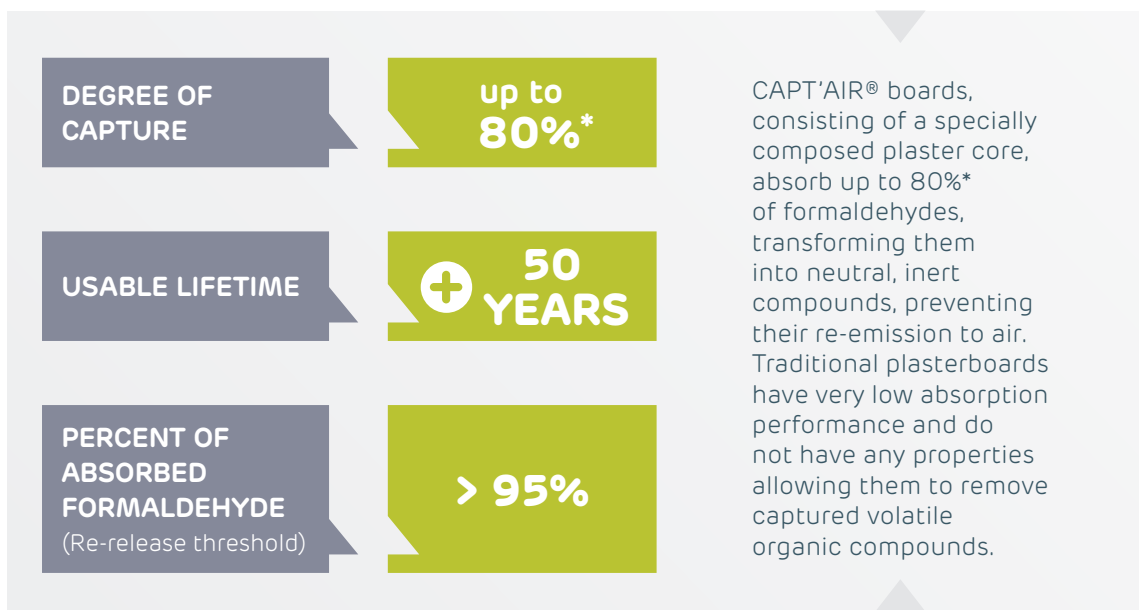
Effectiveness of this **innovative solution, which captures and transforms formaldehydes into neutral compounds**, has been **measured and proven in independent, extensive scientific research** and confirmed in laboratory conditions.

It allows us nowadays to offer solutions suited to all public or residential building designs.





CREATEX® / CREASON®: CAPT'AIR® SOLUTIONS, ACTIVE SINIAT TECHNOLOGY TO IMPROVE INDOOR AIR QUALITY




EFFECTIVENESS VERIFIED DURING 4 YEARS OF RESEARCH

Opinion of a SINIAT expert, MICKAEL JAHAN, certification and testing manager:

«The patented CAPT'AIR® technology, aimed at improving indoor air quality, is the result of Siniat's research. In order to demonstrate its effectiveness, Siniat conducted **3 studies between 2013 and 2017**. Two studies were conducted in real-life conditions. Development of reports, monitoring of experiments and interpretation of results was entrusted to an **independent expert - dr. Fabien Squinazi, former director of the hygiene laboratory of the city of Paris**. The third study was performed by an independent Wessling laboratory and involved standardized tests and analysis of the rate of neutralization of absorbed formaldehyde. After several years of monitoring and recording results, **Siniat has become an expert on this market.**»

* Value obtained using CAPT'AIR® solutions in wall and ceiling applications



AIR QUALITY IN ROOMS

IN PUBLIC BUILDINGS, NEW SOLUTION FOR MONITORING AND OPERATION 2018-2023

For example, the law on obligations towards the environment introduced in France requires monitoring of indoor air quality in some public facilities hosting sensitive persons, including educational facilities.

The law has been entering into force gradually and the monitoring should be implemented before:

- > **January 1, 2018** for institutions intended for groups of children under six years of age, nurseries and primary schools;
- > **January 1, 2020** for recreation centers and school or second degree vocational education establishments (middle schools, high schools, etc.);
- > **January 1, 2023** for other facilities, including water sports centers, such as swimming pools, spas, aquaparks.

Similar guidelines are already being proceeded in EU states.

From now on, choosing CAPT'AIR® allows you to reduce the risk of non-compliance of public buildings with law and be ahead of the regulation evolution in the medium-term perspective.

A close-up photograph of a green leaf, showing a dense network of veins. The veins are a vibrant green color and form a complex, branching pattern across the leaf's surface. The background is a soft, out-of-focus light green.

CRE/TEX®

CRE/SON®



ENVIRONMENT AND SUSTAINABLE DEVELOPMENT

Environmental certificates for buildings are voluntary steps, which allow assessment, according to various reference points, of environmental impact of a construction or reconstruction project. The most common environmental certificates are: **HQE®** (French), **BREEAM®** International (English) and **LEED® International** (American). **CREATEX/CREASON perforated plasterboards** perfectly fit into the environmental certification procedures and allow obtaining additional points during audits as part of multi-criteria assessment of newly constructed buildings. Details can be found in the Eco-sheets prepared by Siniat.






CREA+TEX[®]

CREA+SON[®]

CRE/TEX® Range



Ceiling and wall panels with **edge-to-edge perforation** without visible joints.


15 modern perforation patterns, including 9 original Siniat patterns for more creativity.

CRE/SON® Range

Ceiling and wall panels with **modular perforation**.

5 elegant styles, with refined designs for ceilings and walls of public and commercial buildings.





Ceiling and wall panels with edge-to-edge perforation.

▶ **APPLICATION**

- > Perforated plasterboards, 12.5 mm thick, with V-edges, covered at the back with absorbing membrane to meet the acoustic requirements for public and commercial buildings.
- > CREATEX multiplies creative possibilities of decorating modern walls and ceilings in new and refurbished projects alike.

▶ **FEATURES AND PARAMETERS**

Size: 1200 x 2000 mm

NEW Edges: V-tapered on all 4 sides 

Bottom membrane: white or black interlining fleece

Reaction to fire class: A2-s1, d0

NEW Assembly: Siniat steel substructure based on CD60 and UD27 profiles, Siniat Mix joint compound

NEW CAPT'AIR technology

Compliant with EN 14190

▶ **HELIX COLLECTION, available only in Siniat**

CRYSTAL



TWEED




VERDE



▶ **INFINITY COLLECTION**


ROUND



CUBE



SPACE





Ceiling and wall panels with modular perforation.

► **APPLICATION**

- > Perforated plasterboards, 12.5 mm thick, with tapered edges, covered at the back with absorbent membrane
- > CREASON allows shaping the acoustics of new or renovated buildings, while providing elegance and attention to aesthetics.

► **FEATURES AND PARAMETERS**

Size: 1200 x 2400 mm

Edges: 2 tapered edges

Bottom membrane: white interlining fleece

Reaction to fire class: A2-s1, d0

NEW Assembly: Siniat steel substructure based on CD60 and UD27 profiles, reinforcing tape and jointing compound

NEW 2 designs available in WAB perforated version for rooms with very high constant humidity

NEW CAPT'AIR technology (with exception of WAB perforated)

Compliant with EN 14190

NEW
NEW
NEW

► **MATRIX COLLECTION**

ROUND



CUBE












LINE









SELECTION GUIDE

CREATEX range	Design	Perforated open areaage	Edge type	Absorption coefficient α_w max
---------------	--------	-------------------------	-----------	---------------------------------------

> Helix collection, available only in Siniat








NEW	Crystal 8		8,33%	V edges 4 sides	0,45 (L)
NEW	Crystal 14		14%	V edges 4 sides	0,65
NEW	Crystal 23		23%	V edges 4 sides	0,80
NEW	Tweed 10		10%	V edges 4 sides	0,55
NEW	Tweed 14		14%	V edges 4 sides	0,65
NEW	Tweed 20		20%	V edges 4 sides	0,85
NEW	Verde 8		8%	V edges 4 sides	0,50
NEW	Verde 11		11%	V edges 4 sides	0,55
NEW	Verde 17		17%	V edges 4 sides	0,80


> Infinity collection


	Cube C8/18 n0		18,3%	V edges 4 sides	0,80
	Cube C12/25 n0		23,1%	V edges 4 sides	0,85
	Round R8/18 n0		14,3%	V edges 4 sides	0,70
	Round R12/25 n0		18,2%	V edges 4 sides	0,80
	Space S8-15-20		10,9%	V edges 4 sides	0,60
	Space S12-20-35		9,8%	V edges 4 sides	0,50

CREASON range	Design	Perforated open areaage	Edge type	Absorption coefficient α_w max
---------------	--------	-------------------------	-----------	---------------------------------------

> Matrix collection

Cube C10 n8		16%	2 tapered edges	0,80
NEW Cube C10 n8 / WAB		16%	2 tapered edges	0,65
Round R12 n2		13,9%	2 tapered edges	0,70
Round R15 n1		16,1%	2 tapered edges	0,75
Round R15 n8		11%	2 tapered edges	0,60
Line L5-80 n8		10,7%	2 tapered edges	0,55
NEW Line L5-80 n8 / WAB		10,7%	2 tapered edges	0,50







CREA+TEX[®]

Ceiling and wall panels with
edge-to-edge perforation

Helix and Infinity
collections





CREATEX[®]
Range

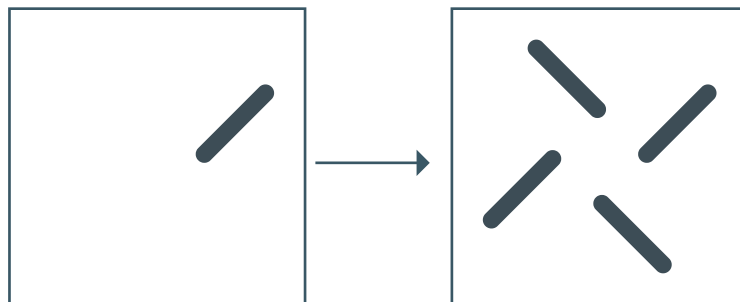


Helix collection

9 unique designs, many creative options for stylish acoustic ceilings



A balanced geometric shape forming different patterns with a composition of protrusions and fillings, added elements and removed elements. Available in three arrangements with 3 complementary reference patterns, in graded patterns according to the desired density of perforation.




A base shape to create

9 unique patterns



CRE/TEX[®]
Range

Helix collection



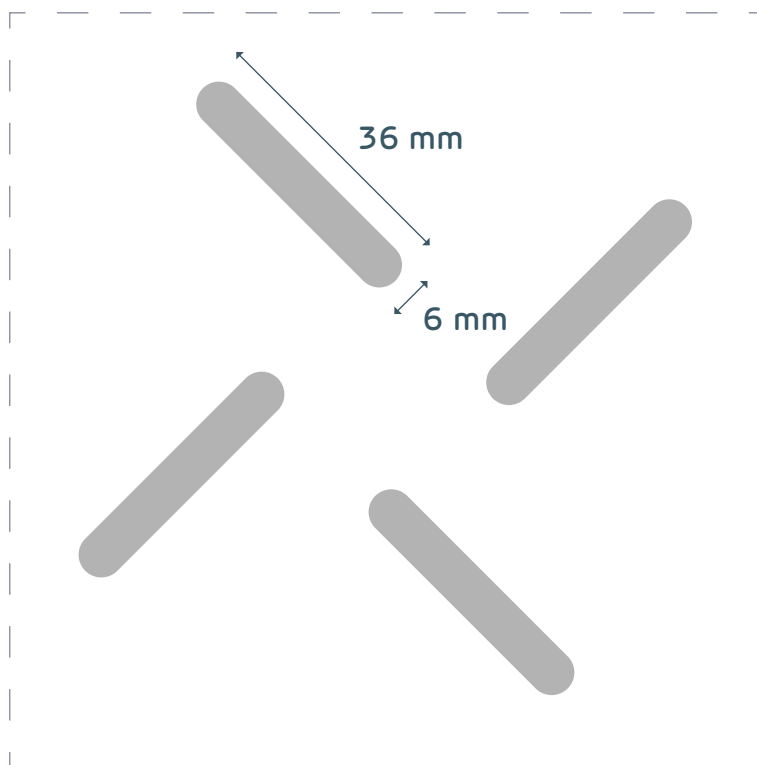



Crystal pattern
infinite movement

CREATEX®


Crystal 8

1:1 view scale



- > Thickness 12.5 mm
- > Standard size: 2000 x 1200 mm
- > V-edges with 4 tapered sides 
- > Acoustic membrane: white or black
- > Mounting spacing of CD60 main profiles: max 300 mm





Crystal 14

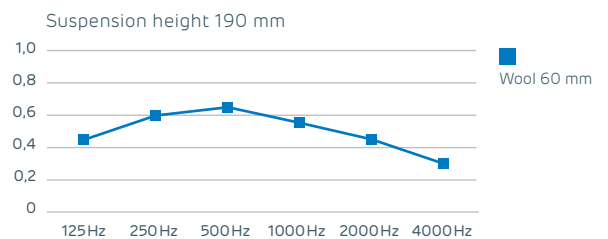
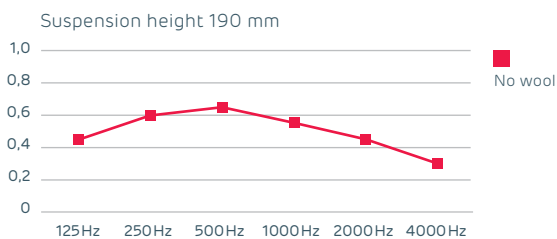
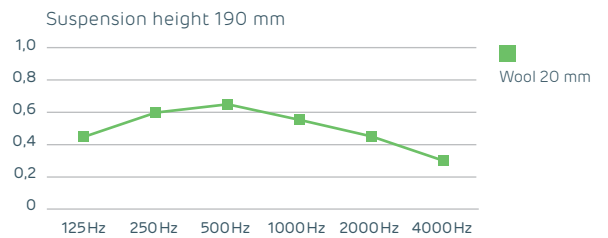
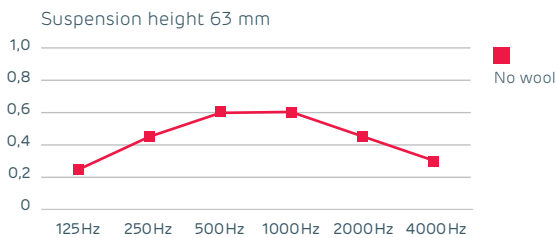


Crystal 23

Crystal 8

Perforated open area **8.33%**
 Sound absorption: **class D**
 α_w **up to 0.45**



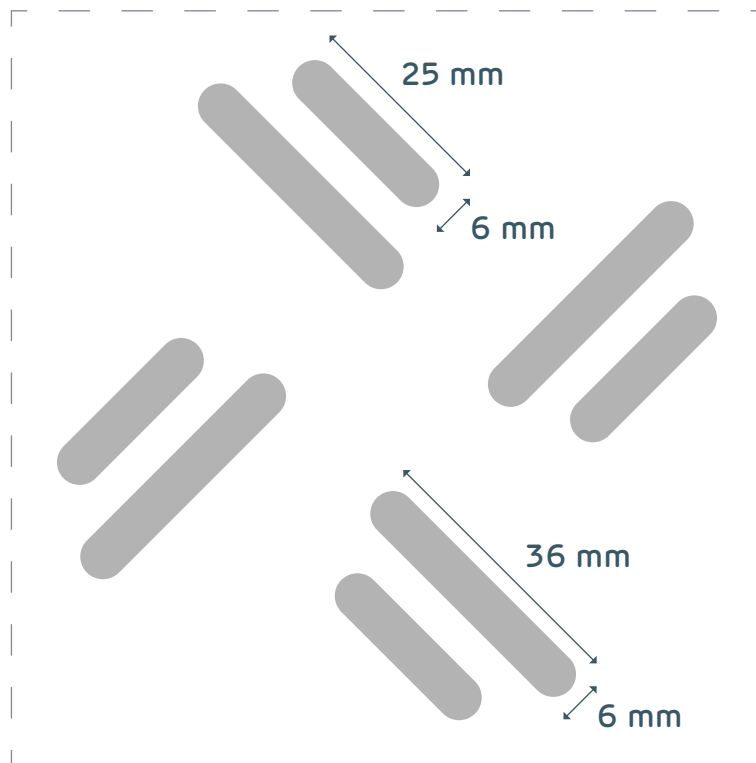
Absorption α_p by frequency ranges (Hz)												
Suspension height	Mineral wool	125	250	500	1000	2000	4000	α_w	class	SAA	NRC	Test No.
63 mm	-	0,25	0,45	0,60	0,60	0,45	0,30	0,45	D	0,48	0,50	ITC/20190214-ACO19019S4
190 mm	-	0,45	0,60	0,65	0,55	0,45	0,30	0,45 (L)	D	0,53	0,55	ITC/20190214-ACO19019S1
190 mm	20 mm	0,45	0,60	0,65	0,55	0,45	0,30	0,45 (L)	D	0,53	0,55	Simulation
190 mm	60 mm	0,45	0,60	0,65	0,55	0,45	0,30	0,45 (L)	D	0,53	0,55	ITC/20190214-ACO19019S3





CREA+TEX®


Crystal 14

1:1 view scale



- > Thickness 12.5 mm
- > Standard size: 2000 x 1200 mm
- > V-edges with 4 tapered sides 
- > Acoustic membrane: white or black
- > Mounting spacing of CD60 main profiles: max 300 mm





Crystal 8



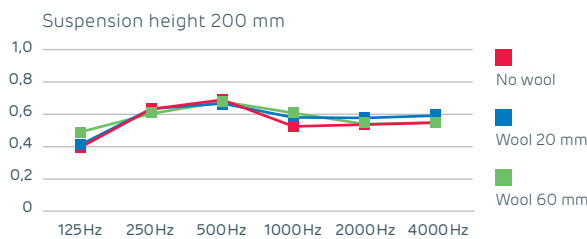
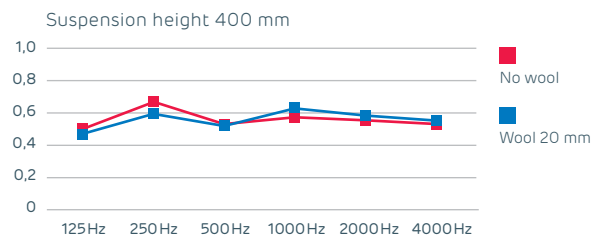
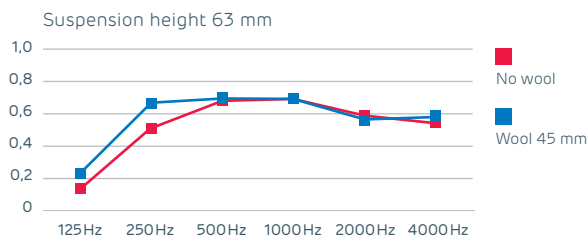
Crystal 14



Crystal 23

Perforated open area **14%**
 Sound absorption: **class C**
 α_w up to **0.65**

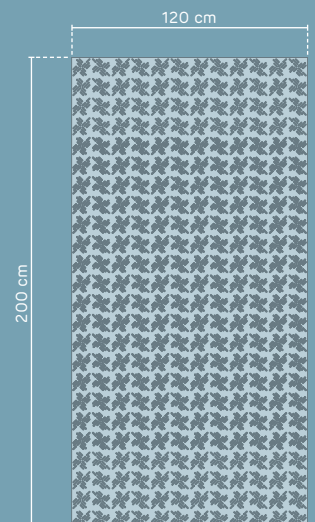

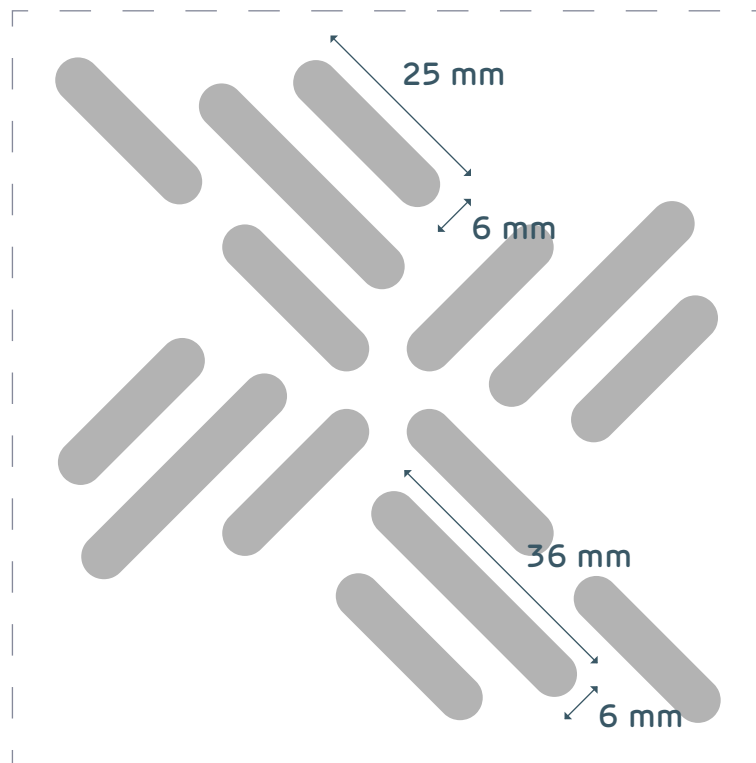
Absorption α_p by frequency ranges (Hz)												
Suspension height	Mineral wool	125	250	500	1000	2000	4000	α_w	class	SAA	NRC	Test No.
63 mm	-	0,14	0,51	0,66	0,67	0,59	0,55	0,65	C	0,59	0,60	AC18-26076829
	20 mm	0,22	0,66	0,7	0,67	0,57	0,59	0,65	C	0,64	0,65	AC18-26076829
200 mm	-	0,40	0,62	0,69	0,53	0,54	0,55	0,60	C	0,60	0,60	AC18-26076829
	20 mm	0,41	0,63	0,66	0,59	0,58	0,60	0,65	C	0,62	0,65	AC18-26076829
	60 mm	0,49	0,61	0,68	0,61	0,57	0,57	0,60	C	0,62	0,60	AC18-26076829
400 mm	-	0,51	0,67	0,54	0,58	0,56	0,54	0,60	C	0,58	0,60	AC18-26076829
	20 mm	0,48	0,59	0,53	0,64	0,58	0,56	0,60	C	0,59	0,60	AC18-26076829





CREA+TEX®


Crystal 23

1:1 view scale




- > Thickness 12.5 mm
- > Standard size: 2000 x 1200 mm
- > V-edges with 4 tapered sides 
- > Acoustic membrane: white or black
- > Mounting spacing of CD60 main profiles: max 300 mm





Crystal 8



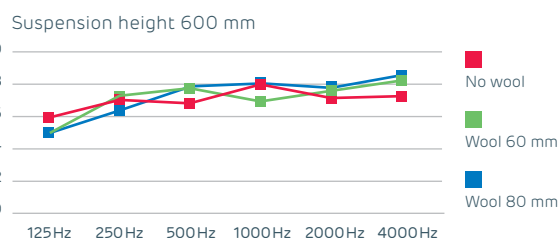
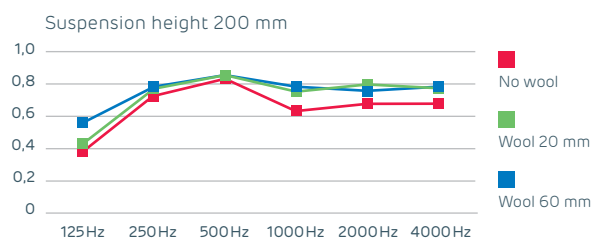
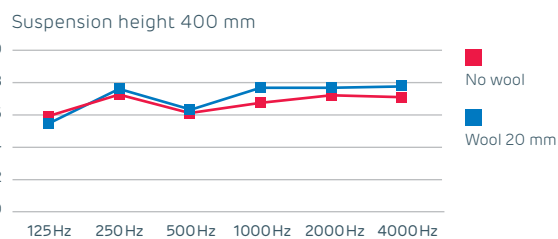
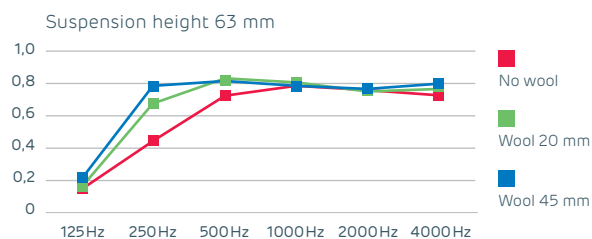
Crystal 14



Crystal 23

Perforated open area **23%**
 Sound absorption: **class B**
 α_w up to **0.80**

Absorption α_p by frequency ranges (Hz)												
Suspension height	Mineral wool	125	250	500	1000	2000	4000	α_w	class	SAA	NRC	Test No.
63 mm	-	0,15	0,45	0,72	0,80	0,77	0,72	0,70	C	0,67	0,65	AC18-26076829
	20 mm	0,16	0,67	0,83	0,81	0,76	0,78	0,80	B	0,76	0,75	AC18-26076829
	45 mm	0,22	0,79	0,83	0,80	0,77	0,80	0,80	B	0,79	0,80	AC18-26076829
200 mm	-	0,38	0,73	0,83	0,64	0,67	0,67	0,75	B	0,73	0,75	AC18-26076829
	20 mm	0,43	0,78	0,85	0,75	0,80	0,78	0,80	B	0,78	0,80	AC18-26076829
	60 mm	0,56	0,78	0,85	0,78	0,76	0,78	0,80	B	0,79	0,80	AC18-26076829
400 mm	-	0,59	0,73	0,61	0,68	0,72	0,71	0,70	C	0,69	0,70	AC18-26076829
	20 mm	0,54	0,76	0,63	0,78	0,78	0,79	0,75	C	0,72	0,70	AC18-26076829
600 mm	-	0,60	0,72	0,68	0,69	0,71	0,73	0,70	C	0,69	0,70	AC18-26076829
	60 mm	0,60	0,71	0,78	0,80	0,78	0,82	0,80	B	0,76	0,75	AC18-26076829
	80 mm	0,49	0,63	0,78	0,81	0,80	0,85	0,80	B	0,75	0,75	AC18-26076829





CRE/TEX®
Range

Helix collection



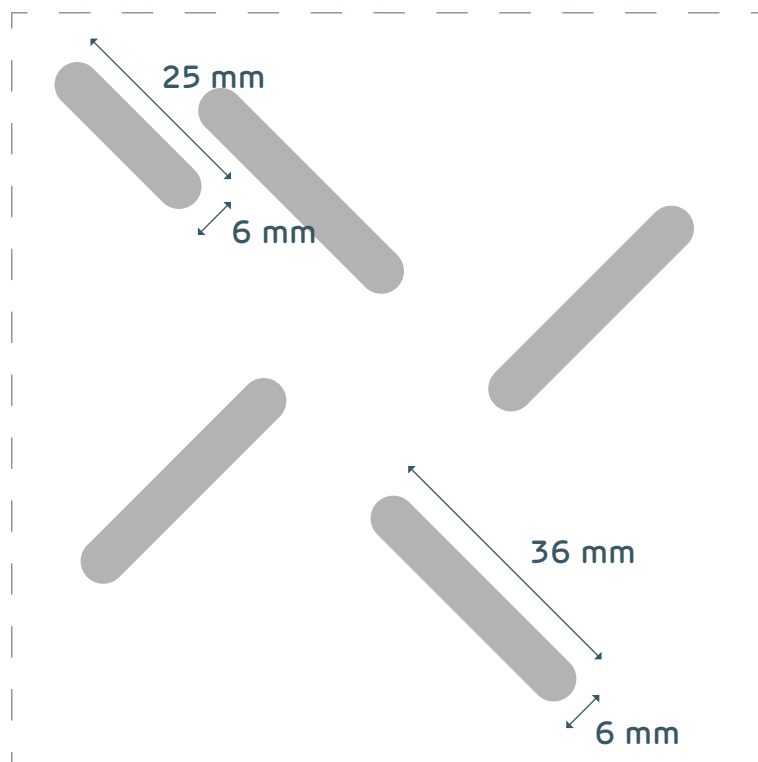



Tweed pattern
textile inspirations


CREATEX®




Tweed 10

1:1 view scale



- > Thickness 12.5 mm
- > Standard size: 2000 x 1200 mm
- > V-edges with 4 tapered sides 
- > Acoustic membrane: white or black
- > Mounting spacing of CD60 main profiles: max 300 mm





Tweed 14

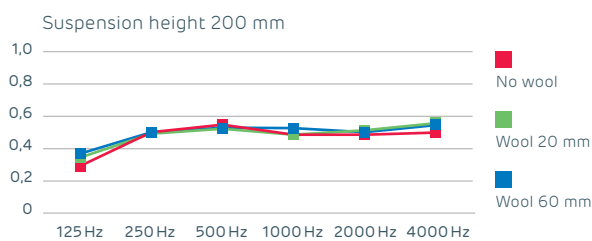
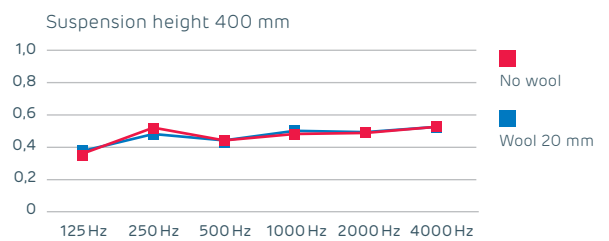
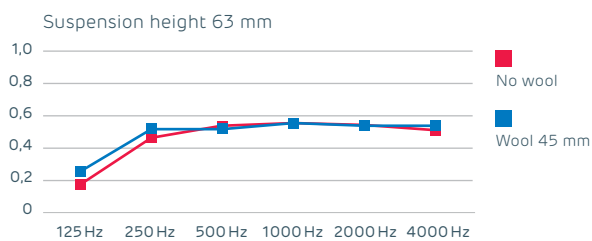


Tweed 20

Tweed 10

Perforated open area **10%**
 Sound absorption: **class D**
 α_w up to **0.55**



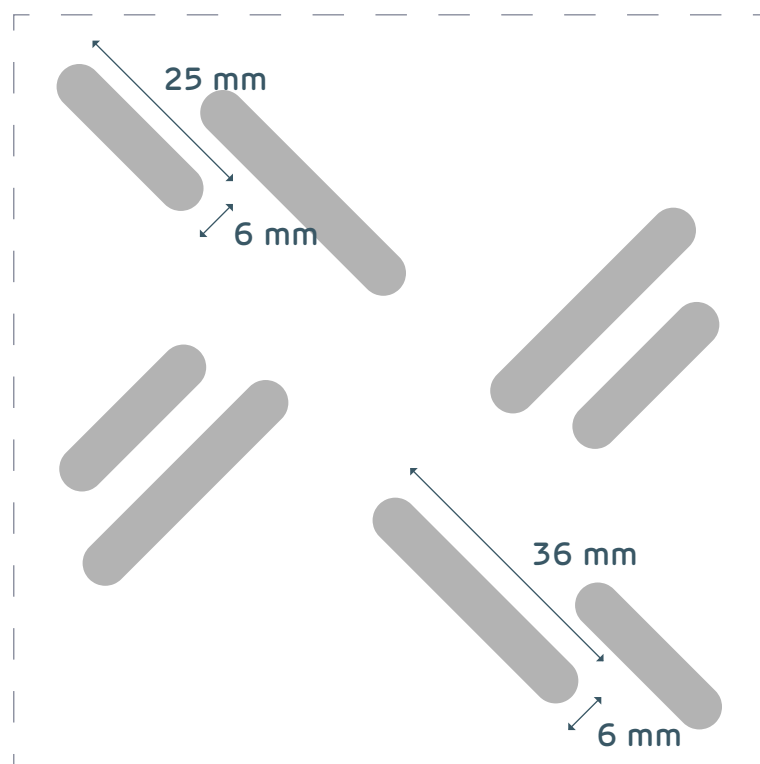
Absorption α_p by frequency ranges (Hz)												
Suspension height	Mineral wool	125	250	500	1000	2000	4000	α_w	class	SAA	NRC	Test No.
63 mm	-	0,17	0,47	0,51	0,54	0,53	0,52	0,55	D	0,50	0,50	AC18-26076829
	20 mm	0,26	0,52	0,52	0,54	0,53	0,54	0,55	D	0,52	0,50	AC18-26076829
200 mm	-	0,32	0,49	0,56	0,48	0,48	0,52	0,55	D	0,51	0,50	AC18-26076829
	20 mm	0,35	0,49	0,53	0,49	0,52	0,57	0,55	D	0,51	0,50	AC18-26076829
	60 mm	0,37	0,50	0,52	0,51	0,50	0,55	0,50	D	0,51	0,50	AC18-26076829
400 mm	-	0,36	0,52	0,45	0,49	0,50	0,54	0,50	D	0,48	0,50	AC18-26076829
	20 mm	0,38	0,47	0,44	0,52	0,50	0,53	0,50	D	0,48	0,50	AC18-26076829





CREATEX®



Tweed 14

1:1 view scale




- > Thickness 12.5 mm
- > Standard size: 2000 x 1200 mm
- > V-edges with 4 tapered sides 
- > Acoustic membrane: white or black
- > Mounting spacing of CD60 main profiles: max 300 mm





Tweed 10

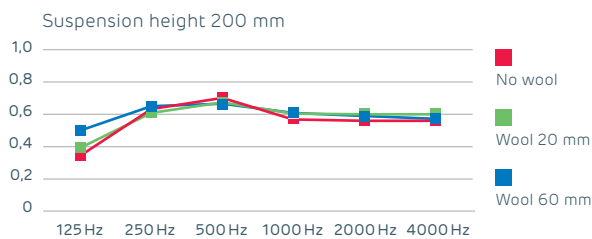
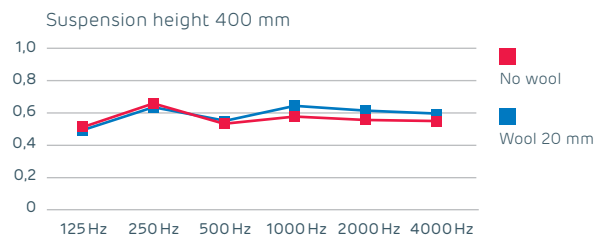
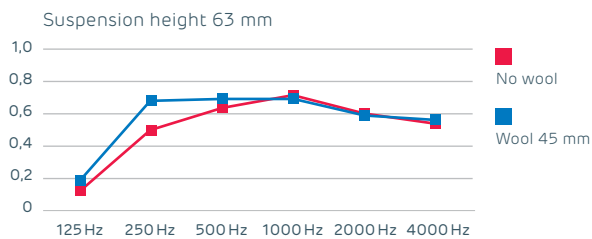


Tweed 20

Tweed 14

Perforated open area **14%**
 Sound absorption: **class C**
 α_w up to **0.65**



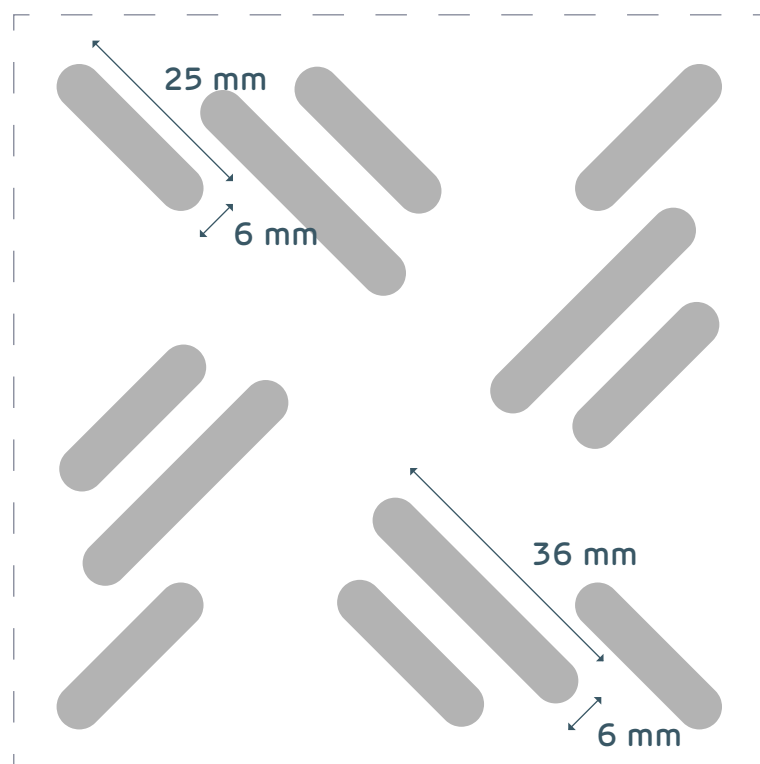
Absorption α_p by frequency ranges (Hz)												
Suspension height	Mineral wool	125	250	500	1000	2000	4000	α_w	class	SAA	NRC	Test No.
63 mm	-	0,12	0,49	0,64	0,71	0,61	0,54	0,65	C	0,60	0,60	AC18-26076829
	20 mm	0,20	0,68	0,69	0,69	0,59	0,56	0,65	C	0,65	0,65	AC18-26076829
200 mm	-	0,36	0,63	0,69	0,57	0,56	0,56	0,60	C	0,61	0,60	AC18-26076829
	20 mm	0,39	0,61	0,67	0,60	0,60	0,60	0,65	C	0,62	0,60	AC18-26076829
	60 mm	0,50	0,64	0,66	0,62	0,59	0,58	0,65	C	0,63	0,65	AC18-26076829
400 mm	-	0,52	0,66	0,54	0,59	0,56	0,55	0,60	C	0,59	0,60	AC18-26076829
	20 mm	0,49	0,64	0,55	0,65	0,61	0,59	0,65	C	0,61	0,60	AC18-26076829




CREATEX®

Tweed 20

1:1 view scale



- > Thickness 12.5 mm
- > Standard size: 2000 x 1200 mm
- > V-edges with 4 tapered sides 
- > Acoustic membrane: white or black
- > Mounting spacing of CD60 main profiles: max 300 mm





Tweed 10



Tweed 14

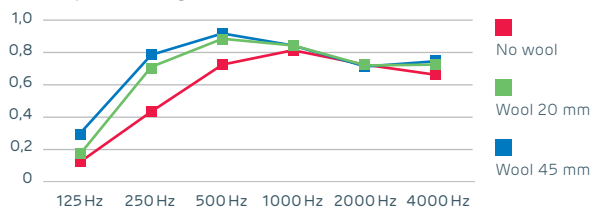


Tweed 20

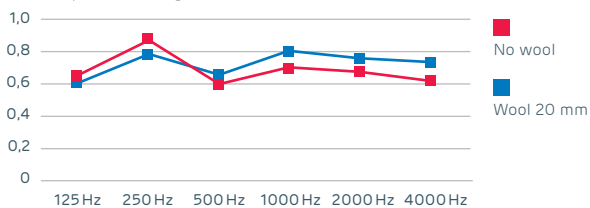
Perforated open area 20%
 Sound absorption: class B
 α_w up to 0.85

Absorbție α_p pe intervale de frecvență (Hz)												
Suspension height	Mineral wool	125	250	500	1000	2000	4000	α_w	class	SAA	NRC	Test No.
63 mm	-	0,12	0,44	0,72	0,82	0,73	0,66	0,70	C	0,67	0,70	AC18-26076829
	20 mm	0,17	0,72	0,88	0,84	0,73	0,72	0,80	B	0,78	0,80	AC18-26076829
	45 mm	0,30	0,80	0,91	0,84	0,72	0,75	0,80	B	0,80	0,80	AC18-26076829
200 mm	-	0,37	0,73	0,83	0,64	0,65	0,65	0,70	C	0,72	0,75	AC18-26076829
	20 mm	0,41	0,77	0,85	0,70	0,74	0,74	0,80	B	0,76	0,75	AC18-26076829
	60 mm	0,53	0,83	0,83	0,78	0,72	0,70	0,75	C	0,78	0,75	AC18-26076829
400 mm	-	0,64	0,86	0,60	0,69	0,66	0,62	0,70	C	0,71	0,70	AC18-26076829
	20 mm	0,61	0,78	0,66	0,80	0,76	0,74	0,75	C	0,75	0,75	AC18-26076829
600 mm	60 mm	0,66	0,70	0,81	0,83	0,78	0,72	0,80	B	0,77	0,80	AC18-26076829
	80 mm	0,52	0,67	0,82	0,84	0,78	0,78	0,85	B	0,77	0,80	AC18-26076829

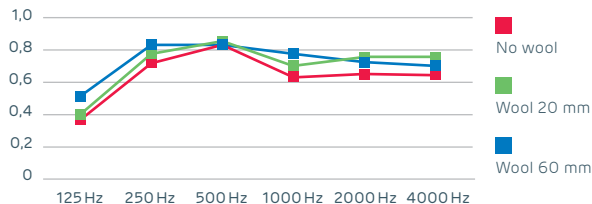
Suspension height 63 mm



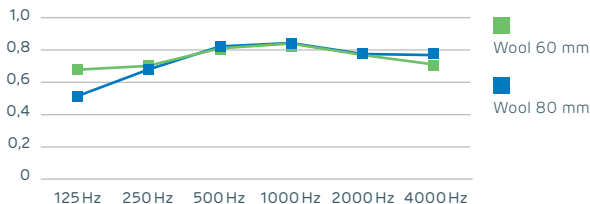
Suspension height 400 mm



Suspension height 200 mm



Suspension height 200 mm





CRE/TEX[®]
Range

Helix collection



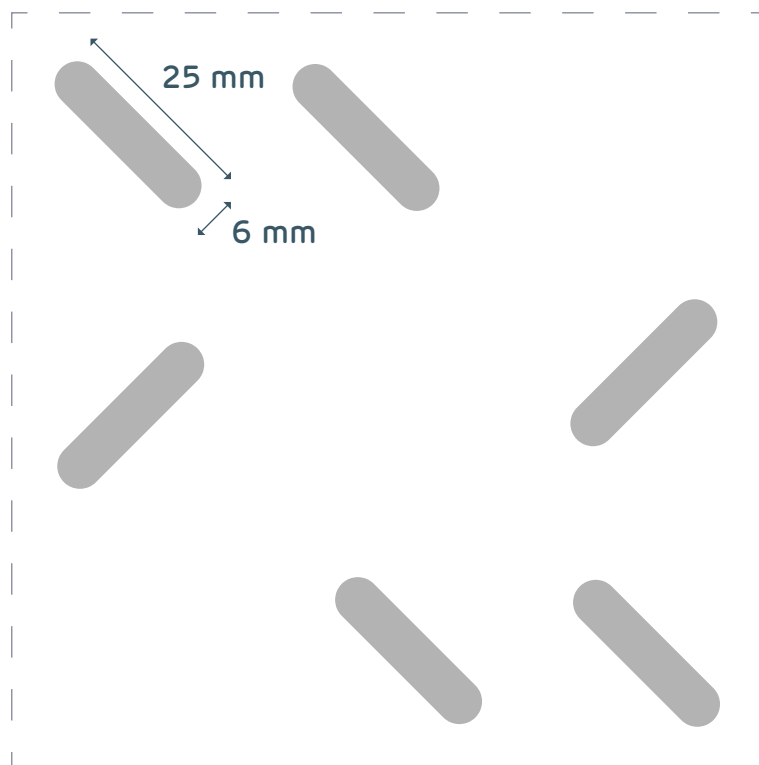



Verde pattern
Plant inspiration

CREATEX®

Verde 8

1:1 view scale



- > Thickness 12.5 mm
- > Standard size: 2000 x 1200 mm
- > V-edges with 4 tapered sides 
- > Acoustic membrane: white or black
- > Mounting spacing of CD60 main profiles: max 300 mm





Verde 11

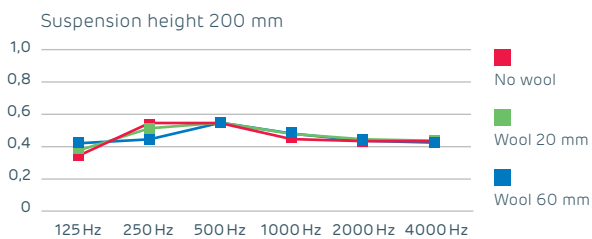
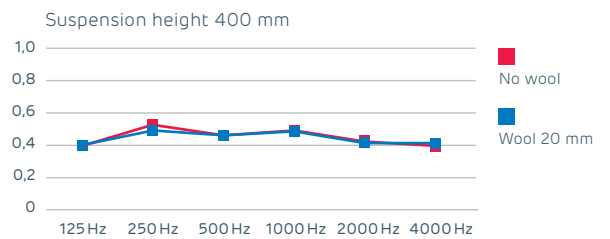
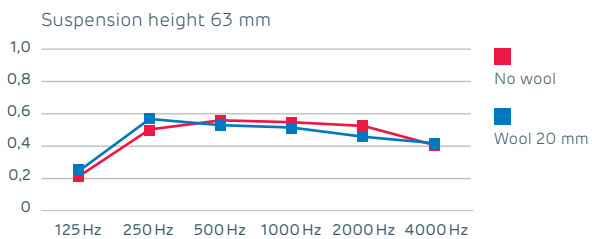


Verde 17

Verde 8

Perforated open area **8%**
 Sound absorption: **class D**
 α_w up to **0.50**



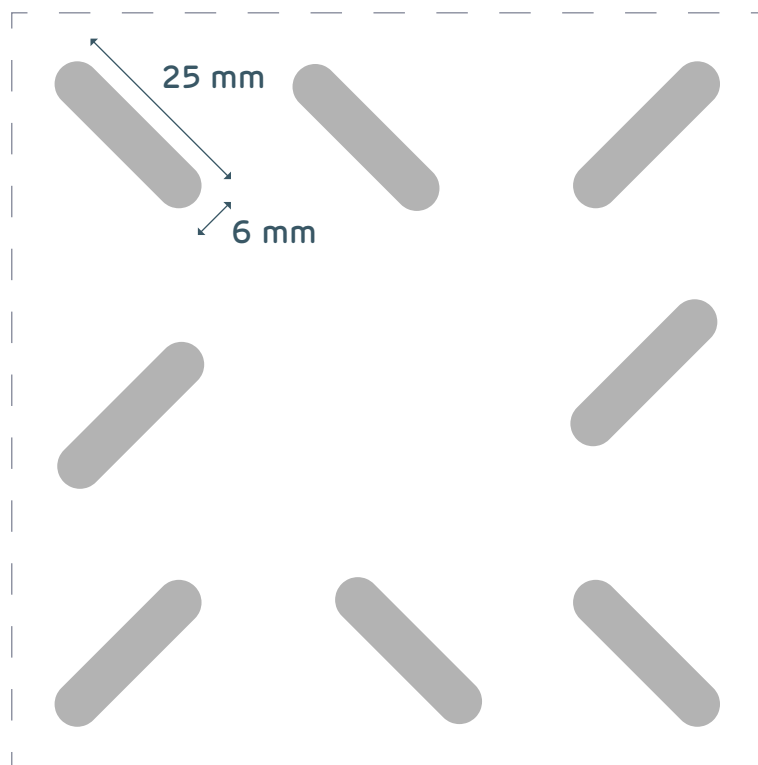
Absorption α_p by frequency ranges (Hz)												
Suspension height	Mineral wool	125	250	500	1000	2000	4000	α_w	class	SAA	NRC	Test No.
63 mm	-	0,21	0,50	0,56	0,55	0,48	0,41	0,50	D	0,50	0,50	AC18-26076829
	20 mm	0,26	0,58	0,55	0,53	0,46	0,42	0,50	D	0,53	0,55	AC18-26076829
200 mm	-	0,34	0,54	0,55	0,46	0,44	0,42	0,50	D	0,49	0,50	AC18-26076829
	20 mm	0,39	0,52	0,55	0,48	0,45	0,43	0,50	D	0,50	0,50	AC18-26076829
	60 mm	0,43	0,55	0,55	0,48	0,45	0,42	0,50	D	0,51	0,50	AC18-26076829
400 mm	-	0,41	0,53	0,45	0,49	0,43	0,39	0,50	D	0,48	0,50	AC18-26076829
	20 mm	0,41	0,50	0,45	0,51	0,44	0,42	0,50	D	0,47	0,45	AC18-26076829




CREATEX®

Verde 11

1:1 view scale




- > Thickness 12.5 mm
- > Standard size: 2000 x 1200 mm
- > V-edges with 4 tapered sides 
- > Acoustic membrane: white or black
- > Mounting spacing of CD60 main profiles: max 300 mm





Verde 8



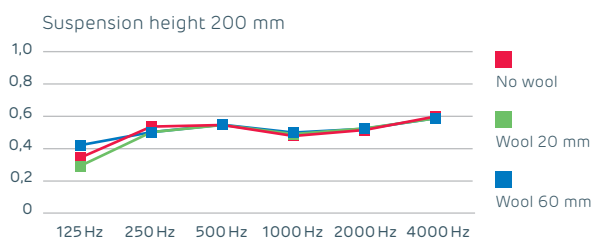
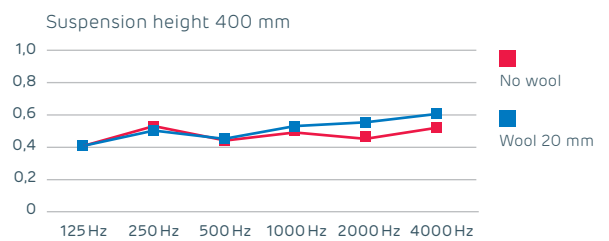
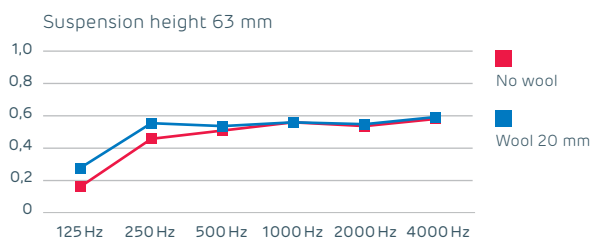
Verde 11



Verde 17

Perforated open area **11%**
 Sound absorption: **class D**
 α_w up to **0.55**



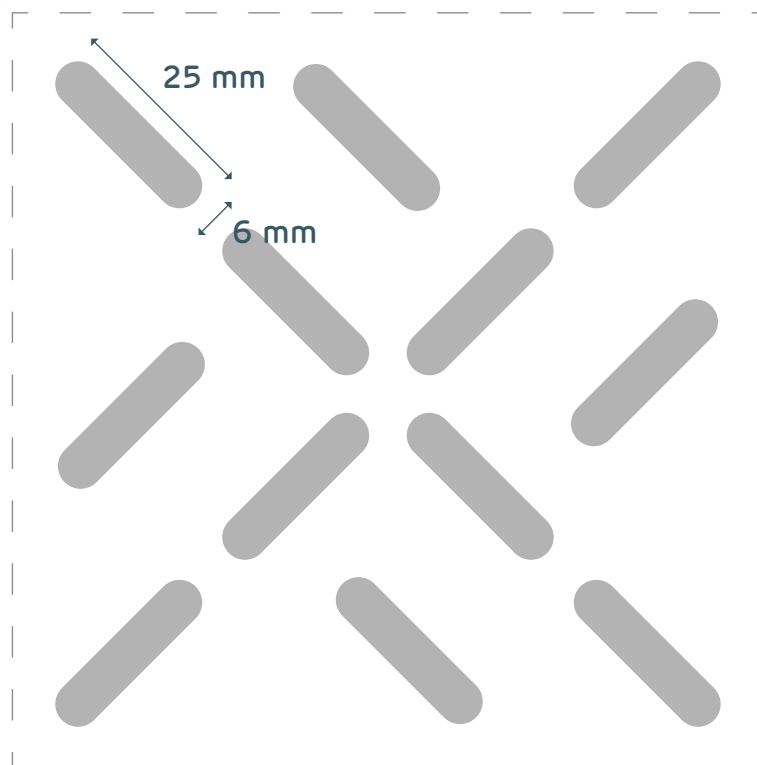
Absorption α_p by frequency ranges (Hz)												
Suspension height	Mineral wool	125	250	500	1000	2000	4000	α_w	class	SAA	NRC	Test No.
63 mm	-	0,17	0,47	0,53	0,56	0,54	0,58	0,55	D	0,52	0,50	AC18-26076829
	20 mm	0,27	0,57	0,54	0,56	0,55	0,59	0,55	D	0,56	0,55	AC18-26076829
200 mm	-	0,35	0,54	0,55	0,48	0,51	0,60	0,55	D	0,52	0,55	AC18-26076829
	20 mm	0,30	0,50	0,55	0,49	0,52	0,59	0,55	D	0,52	0,55	AC18-26076829
	60 mm	0,41	0,50	0,55	0,50	0,52	0,59	0,55	D	0,52	0,55	AC18-26076829
400 mm	-	0,41	0,54	0,45	0,51	0,48	0,53	0,50	D	0,49	0,50	AC18-26076829
	20 mm	0,41	0,51	0,46	0,54	0,56	0,61	0,55	D	0,51	0,55	AC18-26076829




CREATEX®


Verde 17

1:1 view scale



- > Thickness 12.5 mm
- > Standard format: 2000 x 1200 mm
- > V-edges with 4 tapered sides 
- > Acoustic membrane: white or black
- > Mounting spacing of CD60 main profiles: max 300 mm





Verde 8



Verde 11

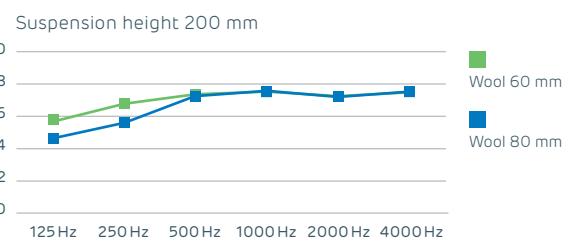
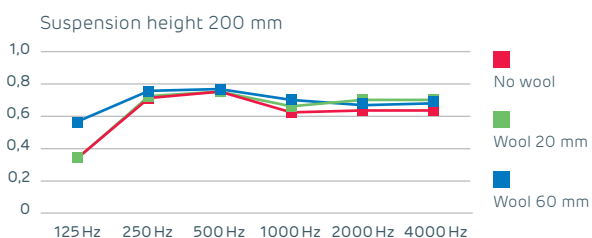
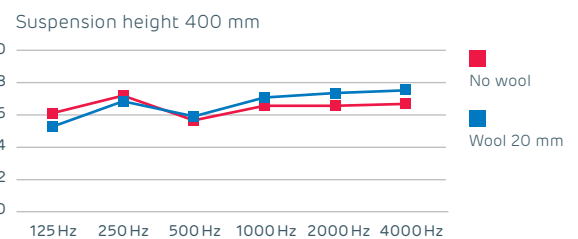
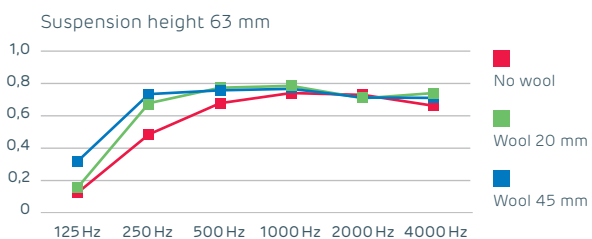


Verde 17

Perforated open area **17%**
 Sound absorption: **class C**
 α_w up to **0.80**

Absorbție α_p pe intervale de frecvență (Hz)

Suspension height	Mineral wool	125	250	500	1000	2000	4000	α_w	class	SAA	NRC	Test No.
63 mm	-	0,13	0,49	0,68	0,74	0,73	0,66	0,70	C	0,64	0,65	AC18-26076829
	20 mm	0,17	0,66	0,78	0,79	0,71	0,74	0,80	B	0,73	0,75	AC18-26076829
	45 mm	0,32	0,75	0,77	0,78	0,71	0,71	0,75	C	0,75	0,75	AC18-26076829
200 mm	-	0,35	0,70	0,75	0,62	0,63	0,63	0,70	C	0,68	0,70	AC18-26076829
	20 mm	0,35	0,71	0,75	0,66	0,70	0,70	0,75	C	0,71	0,70	AC18-26076829
	60 mm	0,56	0,75	0,77	0,70	0,68	0,69	0,75	C	0,73	0,75	AC18-26076829
400 mm	-	0,61	0,72	0,57	0,66	0,66	0,67	0,65	C	0,65	0,65	AC18-26076829
	20 mm	0,53	0,69	0,60	0,71	0,74	0,76	0,70	C	0,68	0,70	AC18-26076829
600 mm	60 mm	0,58	0,68	0,73	0,74	0,72	0,74	0,75	C	0,71	0,70	AC18-26076829
	80 mm	0,45	0,56	0,72	0,75	0,72	0,75	0,75	C	0,70	0,70	AC18-26076829





CREA+TEX[®]
Range



Infinity collection

Wall and ceiling panels made of Createx boards blend in perfectly with elements of interior architecture giving endless design possibilities. After installation, the boards form a perfectly smooth and seamless surface with no visible joints. The boards can be combined on one surface with modular suspended ceilings. In combination with perforated boards, standard plasterboards create exceptional, eye-catching effects.

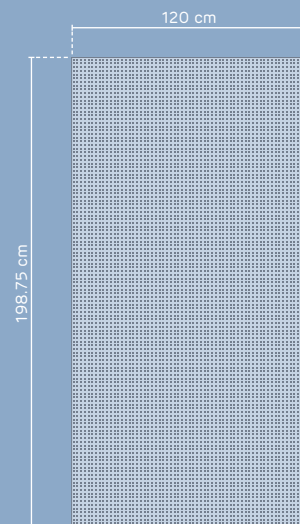

CREA+TEX®


Cube C8/18 n0


1:1 view scale



8 mm

18,75 mm



- > Thickness 12.5 mm
- > Standard size: 1987.5 x 1200 mm
- > V-edges with 4 tapered sides 
- > Acoustic membrane: white or black
- > Mounting spacing of CD60 main profiles: max 300 mm



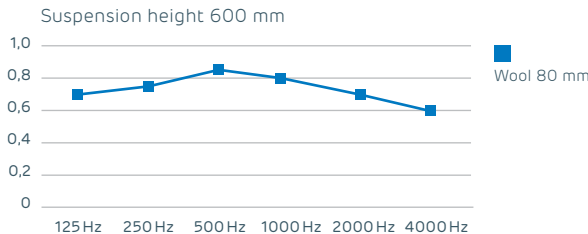
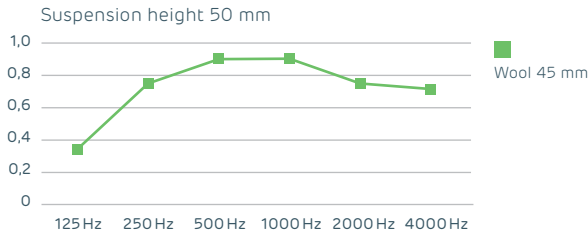
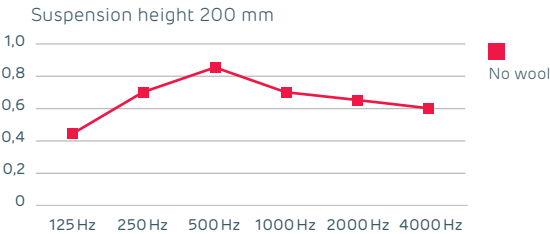


Cube C12/25 n0

Cube C8/18 n0

Perforated open area **18.3%**
 Sound absorption: **class C and B**
 α_w up to **0.80**

Absorption α_p by frequency ranges (Hz)												
Suspension height	Mineral wool	125	250	500	1000	2000	4000	α_w	class	SAA	NRC	Test No.
50 mm	45 mm	0,35	0,75	0,90	0,90	0,75	0,70	0,80	B	-	0,75	CEE/022/12-18
200 mm	-	0,45	0,70	0,85	0,70	0,65	0,60	0,70	C	-	0,75	CSTB AC16-26065600
600 mm	80 mm	0,70	0,75	0,85	0,80	0,70	0,60	0,75	C	-	0,75	CSTB AC16-26065600



CREA+TEX®

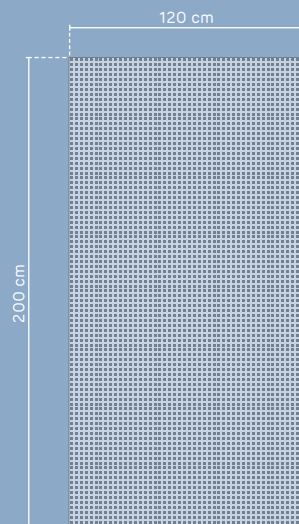

Cube C12/25 n0


1:1 view scale


12 mm





25 mm




- > Thickness 12.5 mm
- > Standard size: 2000 x 1200 mm
- > V-edges with 4 tapered sides 
- > Acoustic membrane: white or black
- > Mounting spacing of CD60 main profiles: max 300 mm





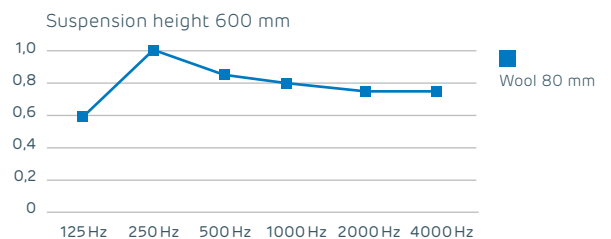
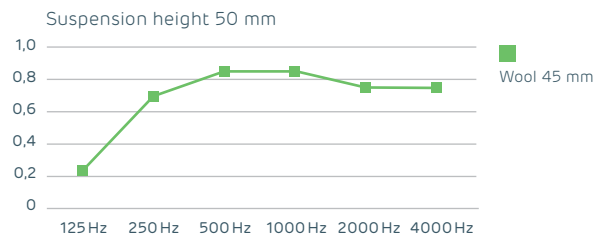
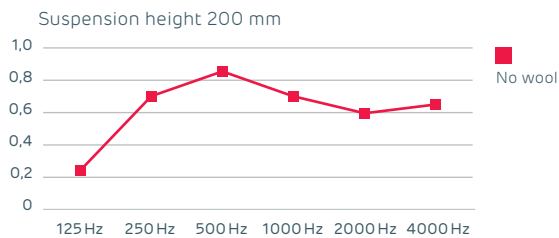
Cube C8/18 n0



Cube C12/25 n0

Perforated open area **23.1%**
 Sound absorption: class **C and B**
 α_w up to **0.85**

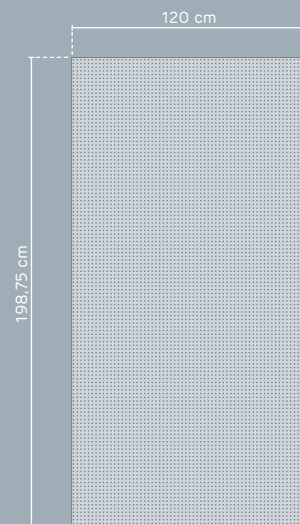

Absorption α_p by frequency ranges (Hz)												
Suspension height	Mineral wool	125	250	500	1000	2000	4000	α_w	class	SAA	NRC	Test No.
50 mm	45 mm	0,25	0,70	0,85	0,85	0,75	0,75	0,85	B	-	0,75	TDC 20150324-0454-WTR-2806
200 mm	-	0,25	0,70	0,85	0,70	0,60	0,65	0,70	C	-	0,75	TDC 20150324-0454-WTR-2806
600 mm	80 mm	0,60	1,00	0,85	0,80	0,75	0,75	0,80 L	B	-	0,75	TDC 20150324-0454-WTR-2806





CREA+TEX®

Round R8/18 n0

1:1 view scale



- > Thickness 12.5 mm
- > Standard size: 1987.5 x 1200 mm
- > V-edges with 4 tapered sides 
- > Acoustic membrane: white or black
- > Mounting spacing of CD60 main profiles: max 300 mm





Round R12/25 n0

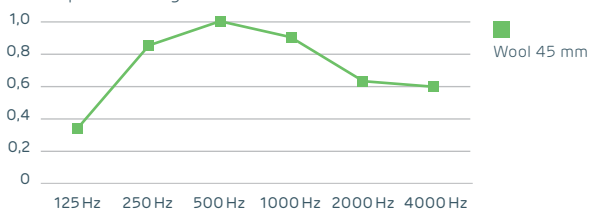
Round R8/18 n0

Perforated open area **14.3%**
 Sound absorption: **class C and B**
 α_w up to **0.80**

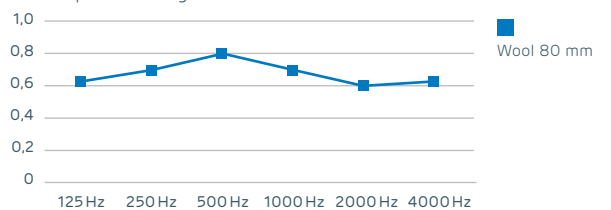
Absorption α_p by frequency ranges (Hz)

Suspension height	Mineral wool	125	250	500	1000	2000	4000	α_w	class	SAA	NRC	Test No.
50 mm	45 mm	0,35	0,85	1,00	0,90	0,65	0,60	0,70 LM	C	-	0,70	CEE/022/12-19
200 mm	45 mm	0,55	0,95	0,85	0,85	0,65	0,60	0,70	C	-	0,70	CSTB AC16-26060736-3
600 mm	80 mm	0,65	0,70	0,80	0,70	0,60	0,65	0,80 L	B	-	0,70	CSTB AC16-26060736-4

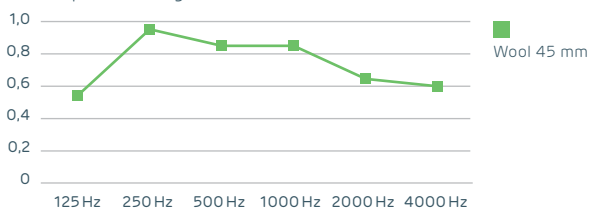
Suspension height 50 mm



Suspension height 600 mm



Suspension height 200 mm



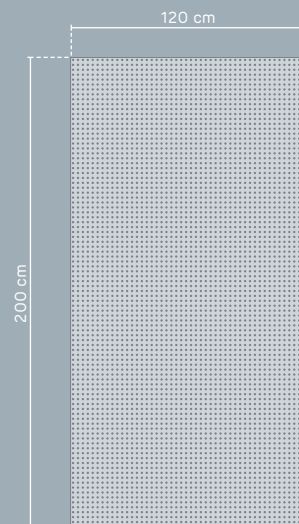

CREA+TEX®


Round R12/25 n0

1:1 view scale


12 mm

25 mm




- > Thickness 12.5 mm
- > Standard size: 2000 x 1200 mm
- > V-edges with 4 tapered sides 
- > Acoustic membrane: white or black
- > Mounting spacing of CD60 main profiles: max 300 mm





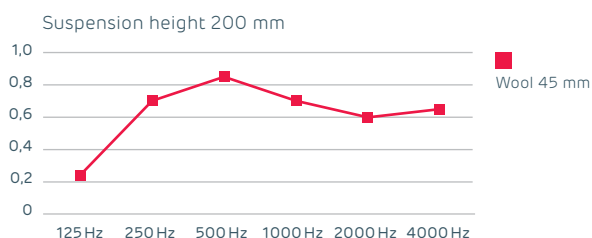
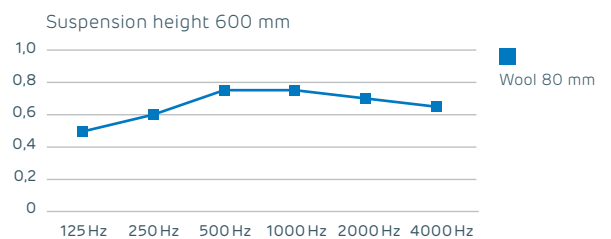
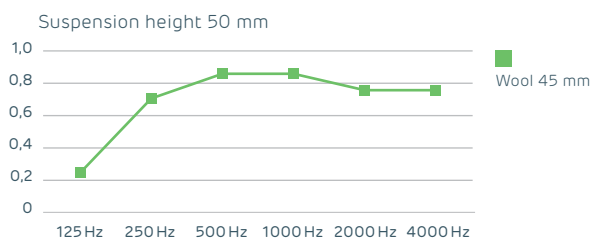
Round R8/18 n0



Round R12/25 n0

Perforated open area **18.2%**
 Sound absorption: **class C**
 α_w up to **0.85**



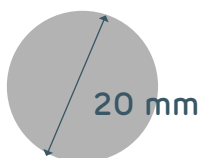
Absorption α_p by frequency ranges (Hz)												
Suspension height	Mineral wool	125	250	500	1000	2000	4000	α_w	class	SAA	NRC	Test No.
50 mm	45 mm	0,25	0,70	0,85	0,85	0,75	0,75	0,85	B	-	0,70	CTA 140004
200 mm	-	0,25	0,70	0,85	0,70	0,60	0,65	0,70	C	-	0,70	CSTB AC16-26065600
600 mm	80 mm	0,50	0,60	0,75	0,75	0,70	0,65	0,75 L	C	-	0,70	CSTB AC16-26065600




CREATEX®



Space S8-15-20

1:1 view scale



- > Thickness 12.5 mm
- > Standard size: 1950 x 1200 mm
- > V-edges with 4 tapered sides 
- > Acoustic membrane: white or black
- > Mounting spacing of CD60 main profiles: max 300 mm



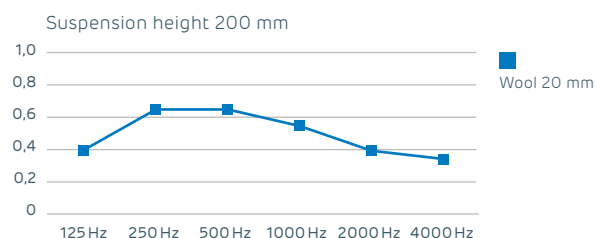
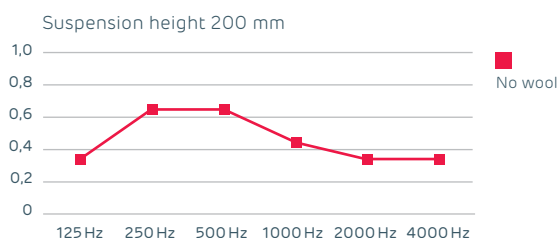
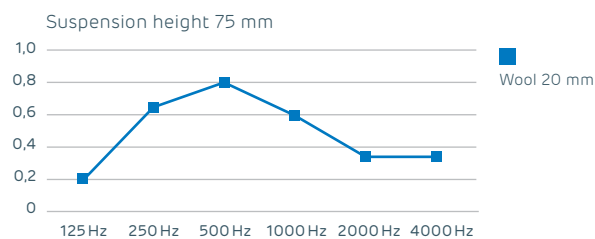
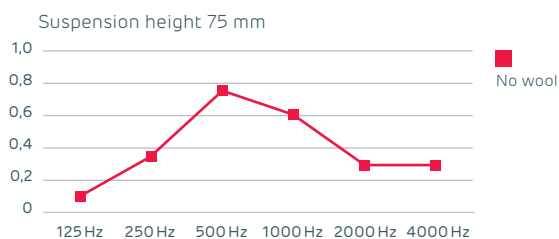


Space S12-20-35

Space S8-15-20

Perforated open area **10.9%**
 Sound absorption: **class C,D**
 α_w up to **0.45**



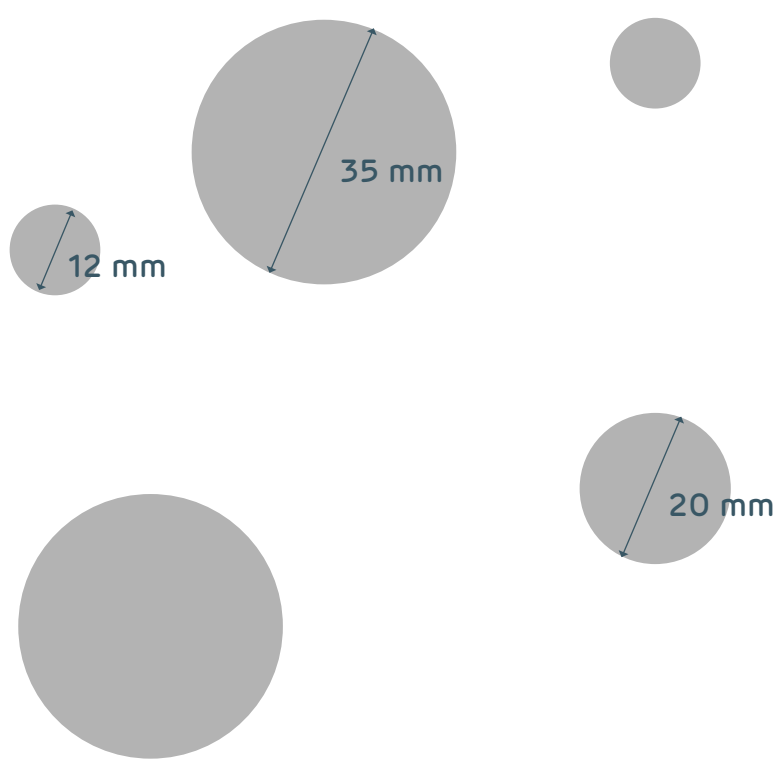
Absorption α_p by frequency ranges (Hz)												
Suspension height	Mineral wool	125	250	500	1000	2000	4000	α_w	class	SAA	NRC	Test No.
75 mm	-	0,10	0,35	0,75	0,60	0,30	0,30	0,40 M	D	0,50	0,50	Simulation
75 mm	20 mm	0,20	0,65	0,80	0,60	0,35	0,35	0,45 M	C	0,80	0,80	Simulation
200 mm	-	0,35	0,65	0,65	0,45	0,35	0,35	0,40 LM	D	0,50	0,50	Simulation
200 mm	20 mm	0,40	0,65	0,65	0,55	0,40	0,35	0,45 L	C	0,75	0,75	Simulation




CREATEX®




Space S12-20-35

1:1 view scale



- > Thickness 12.5 mm
- > Standard size: 1800 x 1200 mm
- > V-edges with 4 tapered sides 
- > Acoustic membrane: white or black
- > Mounting spacing of CD60 main profiles: max 300 mm



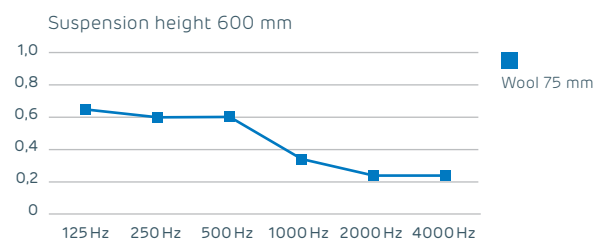
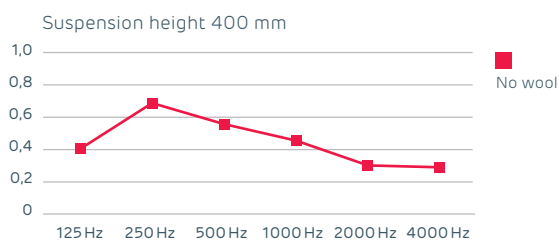
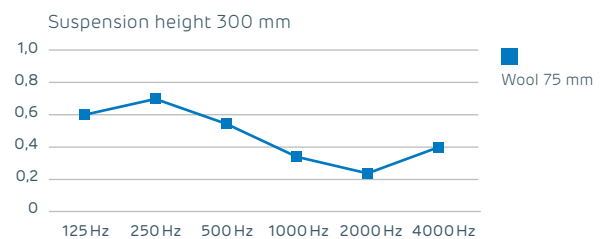
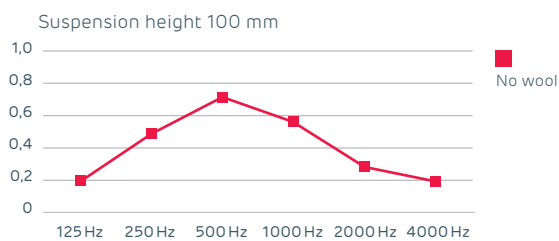


Space S8-15-20

Space S12-20-35

Perforated open area **9.8%**
 Sound absorption: **class D**
 α_w up to **0.50**

Absorption α_p by frequency ranges (Hz)												
Suspension height	Mineral wool	125	250	500	1000	2000	4000	α_w	class	SAA	NRC	Test No.
100 mm	-	0,20	0,48	0,72	0,57	0,29	0,20	0,35 LM	D	0,50	0,50	Simulation
300 mm	75 mm	0,60	0,70	0,55	0,35	0,25	0,40	0,35 L	D	0,46	0,50	LA-1187a/2005
400 mm	-	0,41	0,69	0,56	0,46	0,32	0,24	0,10 LM	D	0,50	0,50	Simulation
600 mm	75 mm	0,65	0,60	0,60	0,35	0,25	0,25	0,35 L	D	0,45	0,45	LA-1187a/2005







CREA+SON®

Ceiling and wall panels with modular perforation.

Matrix collection





CREA+SON®
Range



Matrix collection

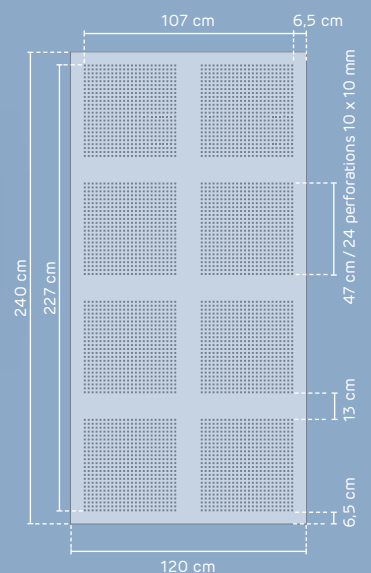



CREASON®


Cube C10 n8

1:1 view scale

10 mm




- > Thickness 12.5 mm
- > Standard format: 2400 x 1200 mm
- > Edge size: tapered
- > Acoustic membrane: white
- > Mounting spacing: max 300 mm
- > Available in WAB version



Available in version
WAB





Cube C10 n8

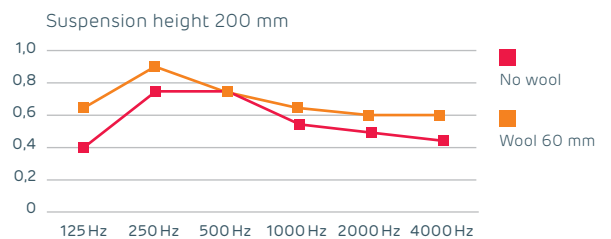
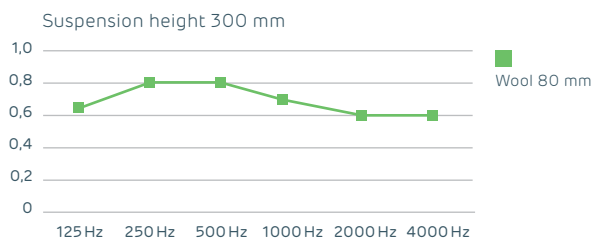
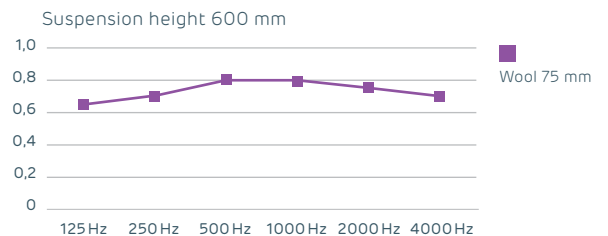
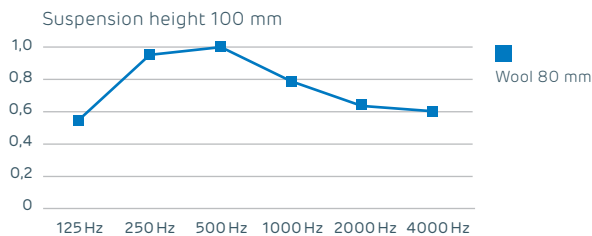
Perforated open area **16%**
 Sound absorption: **class D, C, B**
 α_w up to **0.80**

Absorption α_p by frequency ranges (Hz)

Suspension height	Mineral wool	125	250	500	1000	2000	4000	α_w	class	SAA	NRC	Test No.
100 mm	80 mm	0,55	0,95	1,00	0,80	0,65	0,60	0,70 LM	C	0,85	0,85	CTBA.03. PC.PHY.2143.1
300 mm	80 mm	0,65	0,80	0,80	0,70	0,60	0,60	0,70 L	C	0,70	0,70	CTBA.03. PC.PHY.2143.1
600 mm	75 mm	0,65	0,70	0,80	0,80	0,75	0,70	0,80	B	0,75	0,75	LA-1187a/2005
200 mm	-	0,40	0,75	0,75	0,55	0,50	0,45	0,55 L	D	-	-	Simulation
200 mm	60 mm	0,65	0,90	0,75	0,65	0,60	0,60	0,65 L	C	-	-	Simulation

STANDARD

WAB

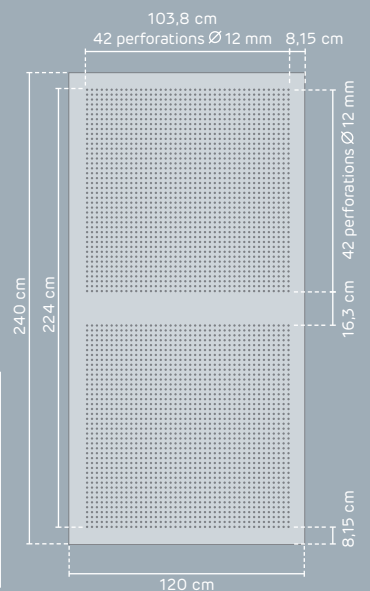



CREA+SON®

Round R12 n2





1:1 view scale

12 mm



- > Thickness 12,5 mm
- > Standard size: 2400 x 1200 mm
- > Edge type: tapered
- > Acoustic membrane: white
- > Mounting spacing: max 300 mm
- > Available in WAB version





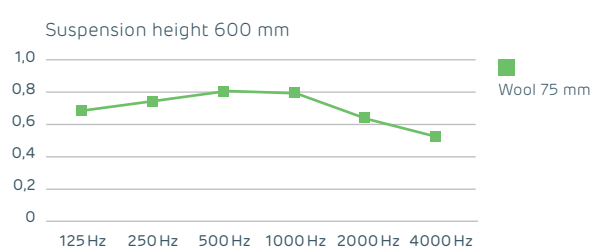
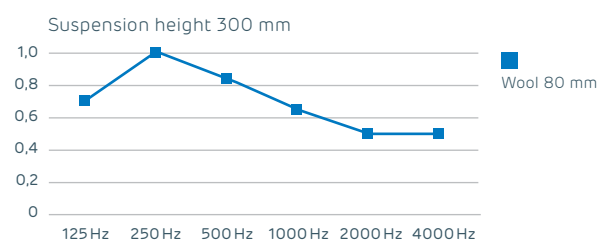
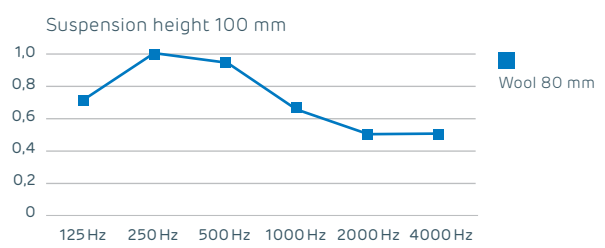
Round R15 n1

Round R15 n8

Round R12 n2

Perforated open area **13.9%**
 Sound absorption: **class C**
 α_w up to **0.70**

Absorption α_p by frequency ranges (Hz)												
Suspension height	Mineral wool	125	250	500	1000	2000	4000	α_w	class	SAA	NRC	Test No.
100 mm	80 mm	0,70	1,00	0,85	0,65	0,50	0,50	0,60 (L,M)	C	0,75	0,75	CSTB 713-960-0084/6
300 mm	80 mm	0,65	0,95	0,80	0,65	0,50	0,50	0,60 (L)	C	0,75	0,75	CSTB 713-960-0084/11
600 mm	75 mm	0,70	0,75	0,80	0,80	0,65	0,55	0,70 (L)	C	0,74	0,75	LA-1187a/2005

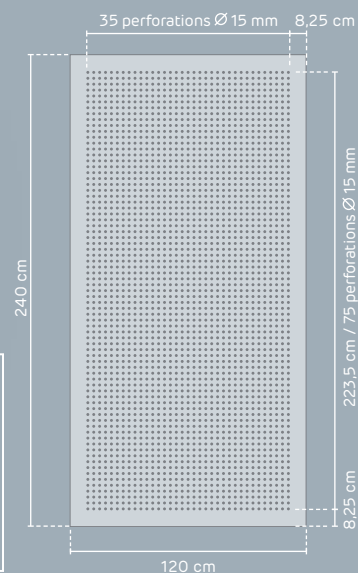

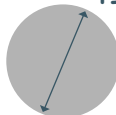


CREASON®


Round R15 n1


1:1 view scale

15 mm





- > Thickness 12.5 mm
- > Standard size: 2400 x 1200 mm
- > Edge type: tapered
- > Acoustic membrane: white
- > Mounting spacing: max 300 mm
- > Available in WAB version





Round R12 n2

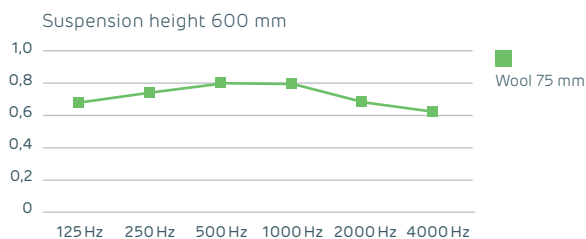
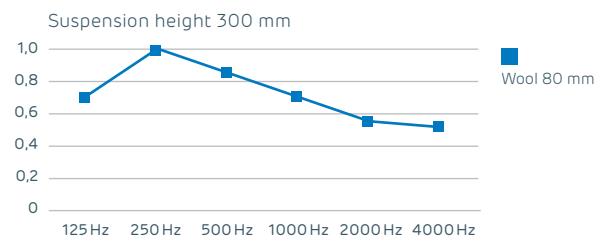
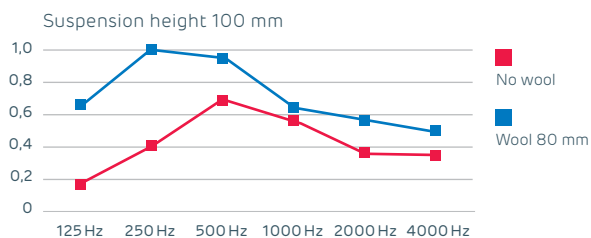


Round R15 n8

Round R15 n1

Perforated open area **16.1%**
 Sound absorption: **class C and D**
 α_w up to **0.75**

Absorption α_p by frequency ranges (Hz)												
Suspension height	Mineral wool	125	250	500	1000	2000	4000	α_w	class	SAA	NRC	Test No.
100 mm	-	0,15	0,40	0,70	0,55	0,35	0,35	0,45 (M)	D	0,50	0,50	CSTB 713-960-0084/8
	80 mm	0,65	1,00	0,95	0,65	0,55	0,50	0,60 (L,M)	C	0,80	0,80	CSTB 713-960-0084/3
300 mm	80 mm	0,70	1,00	0,85	0,70	0,55	0,50	0,60 (L,M)	C	0,80	0,85	CSTB 713-960-0084/9
600 mm	75 mm	0,70	0,75	0,80	0,80	0,70	0,65	0,75	C	0,76	0,75	LA-1187a/2005

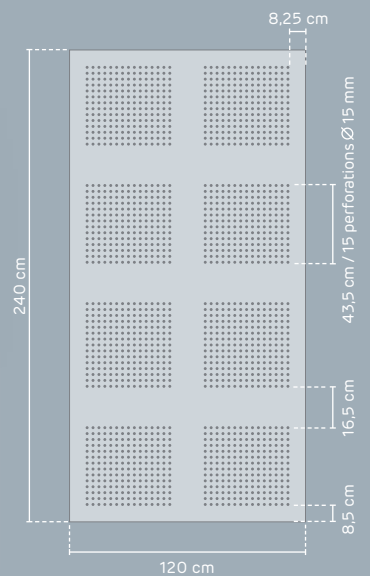

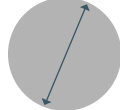


CREASON®


Round R15 n8


1:1 view scale

15 mm




- > Thickness 12.5 mm
- > Standard size: 2400 x 1200 mm
- > Edge type: tapered
- > Acoustic membrane: white
- > Mounting spacing: max 300 mm
- > Available in WAB version






Round R12 n2



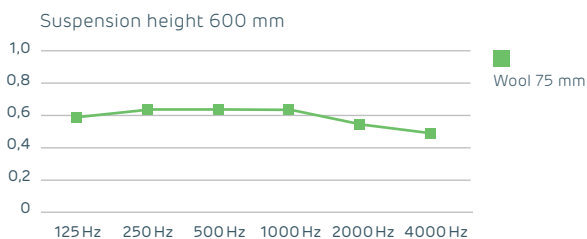
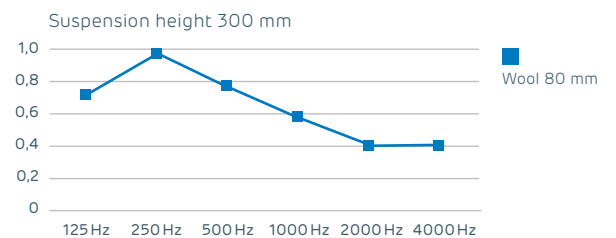
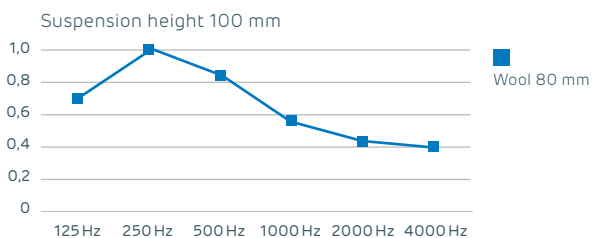
Round R15 n1



Round R15 n8

Perforated open area **11%**
 Sound absorption: class **C and D**
 α_w up to **0.60**



Absorption α_p by frequency ranges (Hz)												
Suspension height	Mineral wool	125	250	500	1000	2000	4000	α_w	class	SAA	NRC	Test No.
100 mm	80 mm	0,70	1,00	0,85	0,55	0,45	0,40	0,50 (L,M)	D	0,70	0,70	CSTB 713-960-0084/5
300 mm	80 mm	0,70	0,95	0,75	0,55	0,40	0,40	0,50 (L,M)	D	0,65	0,65	CSTB 713-960-0084/10
600 mm	75 mm	0,60	0,65	0,65	0,65	0,55	0,50	0,60 (L)	C	0,63	0,65	LA-1187a/2005



CREASON®

Line L5-80 n8

1:1 view scale




- > Thickness 12.5 mm
- > Standard size: 2400 x 1200 mm
- > Edge type: tapered
- > Acoustic membrane: white
- > Mounting spacing: max 300 mm
- > Available in WAB version



Available in
version
WAB





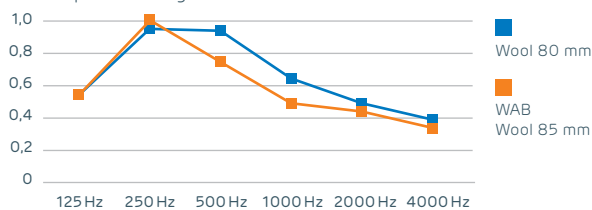
Line L5-80 n8

Perforated open area **10.7%**
 Sound absorption: **class D**
 α_w up to **0.55**

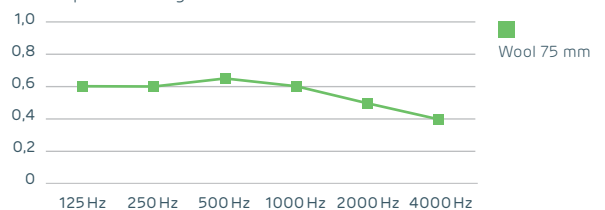
Absorption α_p by frequency ranges (Hz)

Suspension height	Mineral wool	125	250	500	1000	2000	4000	α_w	class	SAA	NRC	Test No.	
STANDARD	100 mm	80 mm	0,55	0,95	0,95	0,65	0,50	0,40	0,55 LM	D	0,75	0,75	CTBA.03. PC.PHY.2143.2
	300 mm	80 mm	0,70	0,75	0,75	0,60	0,50	0,45	0,55 L	D	0,65	0,65	CTBA.03. PC.PHY.2143.2
	600 mm	75 mm	0,60	0,60	0,65	0,60	0,50	0,40	0,55 L	D	0,58	0,60	LA-1187a/2005
WAB	100 mm	85 mm	0,55	1,00	0,75	0,50	0,45	0,35	0,50 LM	D	-	-	Simulation
	300 mm	-	0,35	0,80	0,60	0,45	0,35	0,35	0,45 L	D	-	-	Simulation

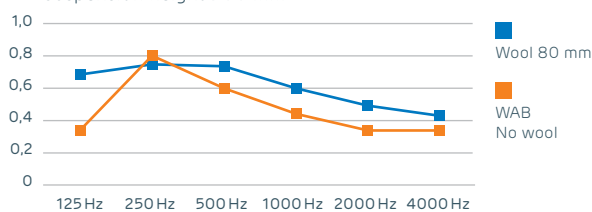
Suspension height 100 mm












Suspension height 600 mm



Suspension height 300 mm



Acoustic parameters

CREATEX® range	Perforated open area	Insulation and suspension height	Absorption α_p by frequency ranges (Hz)						Coefficient α_w
			125	250	500	1000	2000	4000	
 Helix Crystal 8	8,33%	Without mineral wool - suspension height 5 cm	0,25	0,45	0,60	0,60	0,45	0,30	0,45
		Without mineral wool - suspension height 19 cm	0,45	0,60	0,65	0,55	0,45	0,30	0,45 (L)
		Mineral wool 60 mm - suspension height 19 cm	0,45	0,60	0,65	0,55	0,45	0,30	0,45 (L)
 Helix Crystal 14	14%	Without mineral wool - suspension height 5 cm	0,14	0,51	0,66	0,67	0,59	0,55	0,65
		Without mineral wool - suspension height 19 cm	0,40	0,62	0,69	0,53	0,54	0,55	0,60 (L)
		Mineral wool 60 mm - suspension height 19 cm	0,49	0,61	0,68	0,61	0,57	0,57	0,60 (L)
 Helix Crystal 23	23%	Mineral wool 45 mm - suspension height 5 cm	0,22	0,79	0,83	0,80	0,77	0,80	0,80
		Without mineral wool - suspension height 19 cm	0,38	0,73	0,83	0,64	0,67	0,67	0,75
		Mineral wool 60 mm - suspension height 19 cm	0,56	0,78	0,85	0,78	0,76	0,78	0,80
 Helix Tweed 10	10%	Without mineral wool - suspension height 5 cm	0,17	0,47	0,51	0,54	0,53	0,52	0,55
		Without mineral wool - suspension height 19 cm	0,32	0,49	0,56	0,58	0,48	0,52	0,55
		Mineral wool 60 mm - suspension height 19 cm	0,37	0,50	0,52	0,51	0,50	0,55	0,50
 Helix Tweed 14	14%	Without mineral wool - suspension height 5 cm	0,12	0,49	0,64	0,71	0,61	0,54	0,65
		Without mineral wool - suspension height 19 cm	0,36	0,63	0,69	0,57	0,56	0,56	0,60
		Mineral wool 60 mm - suspension height 19 cm	0,50	0,64	0,66	0,62	0,59	0,58	0,65
 Helix Tweed 20	20%	Mineral wool 45 mm - suspension height 5 cm	0,30	0,80	0,91	0,84	0,72	0,74	0,80
		Without mineral wool - suspension height 19 cm	0,37	0,73	0,83	0,64	0,65	0,65	0,75 (L)
		Mineral wool 60 mm - suspension height 19 cm	0,53	0,83	0,83	0,78	0,72	0,70	0,85
 Helix Verde 8	8%	Without mineral wool - suspension height 5 cm	0,21	0,50	0,56	0,55	0,48	0,41	0,50
		Without mineral wool - suspension height 19 cm	0,34	0,54	0,55	0,46	0,44	0,42	0,50
		Mineral wool 60 mm - suspension height 19 cm	0,43	0,55	0,55	0,48	0,45	0,42	0,50 (L)
 Helix Verde 11	11%	Without mineral wool - suspension height 5 cm	0,17	0,47	0,53	0,56	0,54	0,58	0,55
		Without mineral wool - suspension height 19 cm	0,35	0,54	0,55	0,48	0,51	0,60	0,55
		Mineral wool 60 mm - suspension height 19 cm	0,41	0,50	0,55	0,50	0,52	0,59	0,55
 Helix Verde 17	17%	Mineral wool 45 mm - suspension height 5 cm	0,13	0,49	0,68	0,74	0,73	0,66	0,75
		Without mineral wool - suspension height 19 cm	0,35	0,70	0,75	0,62	0,63	0,63	0,70
		Mineral wool 60 mm - suspension height 19 cm	0,56	0,75	0,77	0,70	0,68	0,69	0,75

CREATEX® range	Perforated open area	Insulation and suspension height	Absorption α_p by frequency ranges (Hz)						Coefficient α_w
			125	250	500	1000	2000	4000	
 Infinity Cube C8/18 n0	18,3%	Mineral wool 80 mm - suspension height 60 cm	0,70	0,75	0,85	0,80	0,70	0,60	0,75
		Without mineral wool - suspension height 20 cm	0,45	0,70	0,85	0,70	0,65	0,60	0,70
		Mineral wool 45 mm - suspension height 5 cm	0,35	0,75	0,90	0,90	0,75	0,70	0,80
 Infinity Cube C12/25 n0	23,1%	Mineral wool 80 mm - suspension height 60 cm	0,60	1,00	0,85	0,80	0,75	0,75	0,80 (L)
		Without mineral wool - suspension height 20 cm	0,25	0,70	0,85	0,70	0,60	0,65	0,70
		Mineral wool 45 mm - suspension height 5 cm	0,25	0,70	0,85	0,85	0,75	0,75	0,85
 Infinity Round R8/18 n0	14,3%	Mineral wool 80 mm - suspension height 60 cm	0,65	0,70	0,80	0,70	0,60	0,65	0,70
		Mineral wool 45 mm - suspension height 20 cm	0,55	0,95	0,85	0,85	0,65	0,60	0,70 (L)
		Mineral wool 45 mm - suspension height 5 cm	0,35	0,85	1,00	0,90	0,65	0,60	0,70 (LM)
 Infinity Round R12/25 n0	18,2%	Mineral wool 80 mm - suspension height 60 cm	0,50	0,60	0,75	0,75	0,70	0,65	0,75
		Without mineral wool - suspension height 20 cm	0,25	0,70	0,85	0,70	0,60	0,65	0,70
		Mineral wool 45 mm - suspension height 5 cm	0,25	0,70	0,85	0,85	0,75	0,75	0,80
 Infinity S8-15-20	10,9%	Mineral wool 80 mm - suspension height 60 cm	0,10	0,35	0,75	0,60	0,34	0,34	0,55 (L)
		Mineral wool 45 mm - suspension height 20 cm	0,20	0,65	0,80	0,60	0,35	0,35	0,60
		Mineral wool 45 mm - suspension height 5 cm	0,40	0,65	0,65	0,55	0,40	0,35	0,60 (L)
 Infinity S12-20-35	9,8%	Mineral wool 80 mm - suspension height 60 cm	0,20	0,48	0,72	0,57	0,29	0,20	0,50 (L)
		Mineral wool 45 mm - suspension height 5 cm	0,60	0,70	0,55	0,35	0,25	0,40	0,45 (LM)

> Sound absorption values α_p are measured in octave bands.

> The α_w index is derived from the ISO 11654 standard which uses a template that gives priority to high frequencies. Therefore, the values are supplemented with the letters L and M, indicating that CREATEX™ boards have better sound absorption parameters at low frequencies (L: Low) and medium frequencies (M: Medium).

> Installation with mineral wool with insulation boards without vapor barrier.

> All Createx boards are available in WAB perforated version - ask your Regional Technical Consultant for details

Acoustic parameters

CREASON® range	Perforated open area	Insulation and suspension height	Absorption α_p by frequency ranges (Hz)						Coefficient α_w
			125	250	500	1000	2000	4000	
 Matrix Cube C10 n8	16%	Mineral wool 50 mm - suspension height 30 cm	0,55	0,95	1,00	0,80	0,65	0,60	0,70 (L)
		Without mineral wool - suspension height 30 cm	0,40	0,75	0,75	0,55	0,50	0,45	0,65 (L)
		Mineral wool 80 mm - suspension height 10 cm	0,65	0,70	0,80	0,80	0,75	0,70	0,60 (L)
 Matrix Cube C10 n8 WAB	16%	Without mineral wool - suspension height 20 cm	0,40	0,75	0,75	0,55	0,50	0,45	0,55 (L)
		Mineral wool 60 mm - suspension height 20 cm	0,65	0,90	0,75	0,65	0,60	0,60	0,65 (L)
 Matrix Round R12 n2	13,9%	Mineral wool 50 mm - suspension height 30 cm	0,70	1,00	0,85	0,65	0,50	0,60	0,70 (L)
		Without mineral wool - suspension height 30 cm	0,65	0,95	0,80	0,65	0,50	0,60	0,65 (L)
		Mineral wool 80 mm - suspension height 10 cm	0,69	1,04	0,87	0,62	0,51	0,48	0,60 (LM)
 Matrix Round R15 n1	16,1%	Mineral wool 50 mm - suspension height 30 cm	0,80	0,85	0,75	0,80	0,60	0,65	0,70 (L)⁽¹⁾
		Mineral wool 80 mm - suspension height 10 cm	0,70	1,00	0,95	0,65	0,63	0,47	0,60 (LM)⁽²⁾
 Matrix Round R15 n8	11%	Mineral wool 50 mm - suspension height 30 cm	0,65	1,00	0,95	0,65	0,55	0,50	0,70 (L)⁽¹⁾
		Mineral wool 80 mm - suspension height 10 cm	0,63	1,09	0,94	0,65	0,63	0,47	0,60 (LM)⁽²⁾
 Matrix Line L5-80 n8	10,7%	Mineral wool 80 mm - suspension height 10 cm	0,55	0,95	0,95	0,65	0,50	0,41	0,55 (LM)⁽¹⁾
		Mineral wool 80 mm - suspension height 30 cm	0,70	0,75	0,75	0,60	0,50	0,45	0,55 (L)⁽²⁾
 Matrix Line L5-80 n8 WAB	10,7%	Without mineral wool - suspension height 30 cm	0,35	0,80	0,60	0,45	0,35	0,35	0,45 (L)
		Mineral wool 85 mm - suspension height 10 cm	0,55	1,00	0,75	0,50	0,45	0,35	0,50 (LM)

> Sound absorption values α_p are measured in octave bands.

> The α_w index is derived from the ISO 11654 standard which uses a template that gives priority to high frequencies. Therefore, the values are supplemented with the letters L and M, indicating that CREATEX™ boards have better sound absorption parameters at low frequencies (L: Low) and medium frequencies (M: Medium).

> The installation with mineral wool with insulation boards without vapor barrier.

Installation of CREATEX / CREASON boards

PANEL ARRANGEMENT AND LAYOUT

After installation, CREASON / CREATEX perforated panels create a homogeneous surface with attractive aesthetics and excellent acoustic properties. Depending on the board perforation system - edge-to-edge or modular - we may obtain original decorative effects. Start the panel installation in the middle of the room according to the following drawing. The CREASON / CREATEX panel arrangement should be planned so that longitudinal edges of the boards are parallel to the direction of sunlight.

PANEL CUTTING

CREASON / CREATEX boards should be cut with a knife. When trimming, the board should lie on a flat surface. Using a knife guided by the liner, we cut the interlining along with cardboard and then break the plaster core and cut the cardboard on the face side. Where particularly accurate board cutting is required, using a panel fine-toothed saw designed for cutting plasterboards is recommended. Before using the saw, cut the interlining along the cutting line with a knife.

FRAME STRUCTURES

The frame structures for ceiling and wall plasterboard panels is identical to that for standard plasterboards. The only difference is smaller spacing of cross profiles - 300 mm. For a ceiling panel system using CREASON / CREATEX boards, two-level cross frame can be used - which is the recommended system; one-level, single frames or one-level cross frames. Details regarding the installation of both ceiling and wall plasterboard panels are included in the SINIAT technical guides.

BRACKET AND PROFILE SPACING - TWO-LEVEL CROSS FRAME SYSTEM

A maximum distance between brackets mounted to the Nida CD 60 main profile is 900 mm. The main profiles spacing in the upper layer is max. 1000 mm. Spacing of transverse profiles in the lower layer is max. 300 mm.

CHAMFERING PANEL EDGES

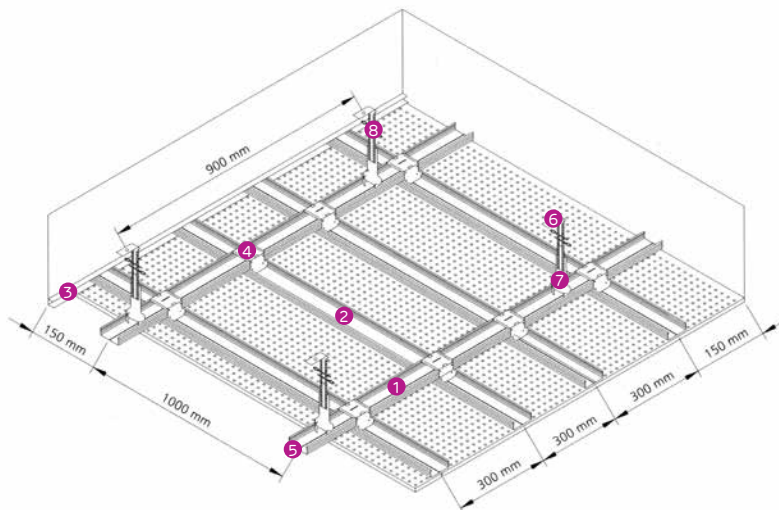
Depending on the type, CREASON / CREATEX boards come in two types of edges. Creason perforated boards have a tapered longitudinal edge and a cut transverse edge. In Createx boards, all edges have a factory-made chamfered V edge - which greatly simplifies jointing; they do not require chamfering. Before fixing of the boards, slightly chamfer all the edges cut on the face side (only in the case of CREASON boards). The chamfered edges should be damped with water to remove any remaining gypsum before applying the joint compound.

Installation of CREATEX / CREASON boards

FIXING THE BOARDS TO THE FRAME STRUCTURE

The method of fixing the CREASON/CREATEX panels to the profile grate is similar as in the case of standard plasterboard. In the case of ceilings, start the installation with a "starter" board in the middle of the ceiling, which will determine location of the other panels. Therefore, the first board must be particularly precisely positioned relative to the room outline. In the case of wall panels, the mounting proceeds in the same manner as in the Nida Lining system. In the case of ceiling panels, the boards should always be fastened with a transverse edge to the bottom grate profiles (longitudinal edge of the board parallel to the main profiles). First fasten the transverse-front edge of the board, then the longitudinal edges. The boards are screwed with 3,5 x 25 mm selftapping screws. Maximum spacing between screws is 170 mm for the ceiling and 250 mm for the wall. Screws should be placed in a distance of at least 10 mm from the longitudinal edges (covered with cardboard) and from the edges of boards not covered with cardboard and the edges of holes of at least 15 mm. Screw the panels perpendicularly to the face of the board deep enough so that the screw head does not pierce the surface of the cardboard and at the same time does not protrude above the face of the board.

ELEMENTS OF CEILING FRAME STRUCTURE IN TWO-LEVEL CROSS SYSTEM



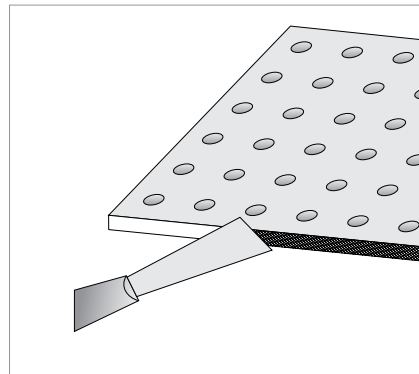
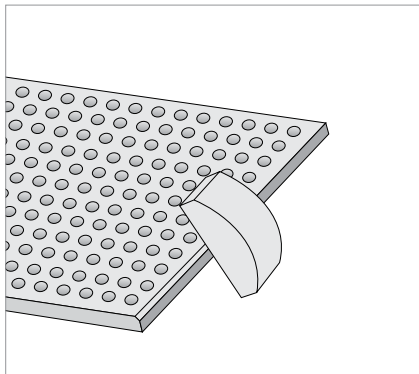
- ① Main metal profile NIDA Metal CD60
- ② Secondary profile NIDA Metal CD60
- ③ Guide NIDA Metal UD30
- ④ Cross connection bracket CD60
- ⑤ Section connector CD60
- ⑥ Nonius hanger upper or suspension wire
- ⑦ Nonius hanger lower CD60 or hanger CD60
- ⑧ Nonius clamp

CREATEX BOARDS

A joint compound dedicated to CREATEX boards with V-edge - boards with edge-to-edge perforation is **Siniat Mix**. Fix the boards to the frame as described. Apply Siniat Mix joint compound using cartridge on the joints between the boards. Pay particular attention that the putty does not get into the perforation. When installing CREATEX boards, a special mounting kit may be helpful. It ensures that correct spacing between the boards is maintained.

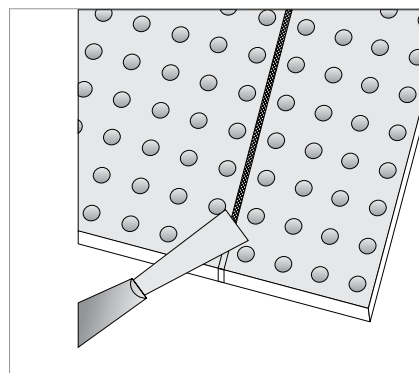
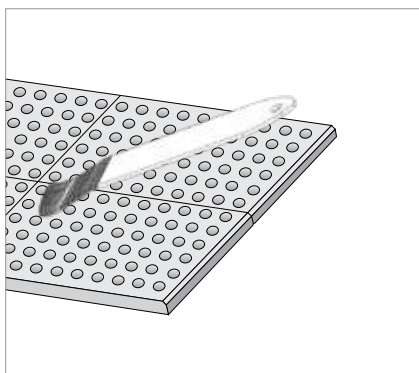
JOINTS IN CREASON BOARDS WITH TAPERED EDGE

The installation and joint finishing method applicable to CREASON boards with tapered edge - panels with a modular perforation system - is identical to that of standard plasterboards. For joints along longitudinal and transverse edges use reinforcing tape and Nida Profesional gypsum putty. Jointing should start after screwing all boards to the frame. Detailed information on these works is included in the SINIAT gypsum board assembly instructions.



FINISHING AND SMOOTHING

After jointing all joints between the boards and after they have dried, begin smoothing the edges of the boards and screws using Nida Profesional gypsum putty. Any excess of the gypsum putty that got into the perforation holes should only be removed after the gypsum has set. It is also possible to cover the holes with adhesive tape to avoid accidental filling of the perforations during works with putty. After the Nida Profesional putty dries, sand the joints with sandpaper or a sanding mesh. If mineral wool insulation is planned, it should be mounted while fixing the boards to the frame. The wool, preferably glass wool, is laid directly on the board. Do not use vapor barrier or wind insulation between the interlining and a layer of wool because it adversely affects the acoustic properties of the entire system.





Conditions of use

TO ENSURE HIGH QUALITY OF INSTALLATION WORKS USING THE CREATEX AND CREASON PERFORATED PLASTERBOARDS, FOLLOW THE GUIDELINES PROVIDED IN THIS MANUAL.

Creutex and Creason boards are designed for indoor walls and ceilings. Installation works should be carried out at a temperature from +5°C to +40°C and air humidity not exceeding 70% during and after all work in wet technology is completed. Prior to plasterboard mounting, all windows and external doors should be installed in the room. Start finishing and smoothing the boards having checked that the room temperature and humidity is stable and meets the target conditions for the given room. To avoid cracking and deformation of the boards, keep a distance of about 10 mm between the CREASON / CREATEX board and durable structural elements limiting it, such as walls.



TRANSPORT AND STORAGE

Transport individual boards in vertical position, paying particular attention so as not to damage the edges. Boards stacked on a pallet should be transported using dedicated transport trolleys and trucks. The boards should be protected against moisture and any adverse impact of weather. Store the boards on a dry, flat surface on pallets or wooden sleepers with 35 cm spacing. When removing individual boards from pallets, pay attention not to damage the interlining glued to the underside of the board.

REMEMBER TO PROVIDE EXPANSION JOINTS IN PLASTERBOARD SURFACES EXCEEDING 100 M² OR OVER 10 M IN LENGTH AND AT THE PLACES OF STRUCTURAL EXPANSION JOINTS.



Painting of the boards

CREATEX AND CREASON PANELS MAY BE PAINTED WITH ALL PAINTS INTENDED FOR STANDARD PLASTERBOARDS. FOR ATTRACTIVE AND DECORATIVE EFFECT USE COLOR COATING. DO NOT USE MINERAL (CALCIUM, SILICATE, WATER-GLASS) BASED PAINTS. PAINTS CAN BE WHITE OR IN ANY COLOR; ALWAYS FOLLOW INSTRUCTIONS PROVIDED IN PAINTING PRODUCTS TECHNICAL DATA SHEETS DURING PRIMING AND PAINTING.

PRIMING

Before applying a primer on the CREASON / CREATEX boards, check that the surface of the boards and joints is smooth, dry, stable, without dirt and cracks. If there is such a need, dust from the boards should be removed with a damp cloth, sponge or using an industrial vacuum cleaner. Priming is possible only after putty sets and dries completely. Due to the increased absorption in the area of joints, it is recommended that primer be applied twice, using a roller. Start painting only after the primer has dried completely.

ROLLER PAINTING

Apply the base coat at least twice, maintaining sufficient intervals between subsequent coats as specified in instructions included in the paint technical data sheet. In the case of dark or intense colors, it may be necessary to apply more layers. In the case of low opacity paints, it is recommended that the primer be colored with a transition colorant between white and the hue chosen for the top coat. Apply the paint using a short pile roller. After dipping the roller into the paint, drain it on a special paint tray. Excess paint from the roller can stain the perforation walls, spoiling the decorative effect, and in extreme cases can diminish the sound absorption properties of the board. Roll the paint over the panels in all directions so as to evenly cover the entire surface. Avoid pressing the roller too strongly, as this may cause excessive paint application. When applying the last layer of the top paint, move the roller in one direction only - perpendicular to the wall which with the source of daylight (e.g. the wall with window).

SPRAY PAINTING

Painting with the use of spraying technology may reduce the sound absorption coefficient due paint covering the interlining of the internal side of the CREASON / CREATEX panel.

MAINTENANCE

Maintenance of the boards consists in removing dust with a soft brush or a damp cloth, with water and a mild detergent or diluted soap. When cleaning, avoid wetting the plasterboards. The surface of the panels can be renovated by applying new paint coat.

DURING PRIMING AND PAINTING ALWAYS FOLLOW INSTRUCTIONS PROVIDED IN PAINTING PRODUCTS TECHNICAL DATA SHEETS .

Technical team



Mihai Baran - Suceava, Botoșani, Neamț, Iași, Bacău, Vaslui, Vrancea
0745 573 550
mihai.baran@etexgroup.com

Vasile Onică - București, Ilfov
0751 303 884
vasile.onica@etexgroup.com

Cătălin Popescu - București, Ilfov
0799 213 679
catalin.popescu@etexgroup.com

Florin Mancaș - Brașov, Prahova, Dâmbovița, Argeș, Olt, Vâlcea, Dolj, Gorj, Teleorman, Giurgiu
0757 113 502
florin.mancas@etexgroup.com

Marius Jurgi - Alba, Hunedoara, Mehedinți, Caraș-Severin, Timiș, Arad, Bihor,
0726 107 736
marius.jurgi@etexgroup.com

Ovidiu Ioan Teoc - Satu Mare, Maramureș, Cluj, Sălaj, Bistrița Năsăud, Mureș, Harghita, Sibiu, Covasna
0742 295 182
ovidiu.teoc@etexgroup.com

Alexandru Dobrescu - Galați, Tulcea, Constanța, Călărași, Ialomița, Brăila, Buzău
0729 974065
alexandru.dobrescu@etexgroup.com

Sales team



Cătălin Biță - București, Ilfov
0720 070 267
catalin.bit@etexgroup.com

Cristina Subțirică - Dobrogea
0751 012 112
cristina.subtirica@etexgroup.com

Radu Popescu - Banat
0745 344 315
radu.popescu@etexgroup.com

Ștefan Fodor - Transilvania
0745 344 312
stefan.fodor@etexgroup.com

Revelino Popescu - Oltenia
0742 100 792
revelino.popescu@etexgroup.com


Silviu Constantin - Muntenia
0752 305 313
silviu.constantin@etexgroup.com

Cristian Crimu - Moldova
0742 189 913
cristian.crimu@etexgroup.com

Lightweight Curtain Walls Development Manager- Cezary Kowalczyk - 502 786 415

The presented solutions and other data were developed based on research by independent research laboratories, Siniat Technical Development Center and many years of experience and practice in the installation of drywall systems. Siniat Sp. z o.o. has no direct control over the design process, construction conditions and method of executing the works. Please note that these are general guidelines only and shall not be construed as any guarantees or representations, nor do they constitute the basis for any liability of Siniat Sp. z o.o. We accept no responsibility for printing errors.







CREATEX®
CREASON®

Amphitheatres
Offices
Swimming pools and aquaparks
Healthcare facilities
Schools
Gyms
Hotels
Film studios
Restaurants
Exhibition rooms

Etex Building Performance S.A.

No. 98 Vulturilor street 5-6,
zip code 030857 district 3,
Bucharest
www.siniat.ro
siniat.ro@etexgroup.com